



ZOOM Meeting

Mon, Nov. 1, 2021

6:30 PM via ZOOM

Michelle Banton

Behind the Scenes at Quilt Market

A safe link will be emailed to you prior to the meeting.

Meetings start promptly at the designated time. Please sign in at least 5 minutes before the start of the meeting.

ZOOM Meeting

Monday, November 1, 2021 — 6:30 PM

Michelle Banton

Behind the Scenes at Quilt Market

What Happens in Houston, Doesn't Necessarily Stay There. This lecture is a multi-media behind-the-scenes look at the quilting industry's biggest trade show. Since Quilt Market is a credentialed trade show, most quilters will never have the opportunity to experience this huge event. Michelle will take us to Quilt Market vicariously and let us in on some of the "trade secrets". www.littlepupdesigns.com or [Facebook](https://www.facebook.com/littlepupdesigns).



MPQG Calendar

October 25 @ 5:30 PM

Board Meeting **Zoom**

November 1 @ 6:30 PM

General Meeting **Zoom**

Speaker: **Michelle Banton** – Behind the Scenes at Quilt Market

November 29 @ 5:30 PM

Board Meeting **Zoom**

December 6 @ 6:30 PM

Winter Social and Fundraiser **Zoom**

January 3 @ 6:30 PM

General Meeting **Zoom**

Speaker: **David Sirota** – Quilt While You Are Ahead

January 17 @ 6:30 PM

General Meeting **Zoom**

Member Show & Tell and Friends of Fred Challenge Quilts

January 31 @ 5:30 PM

Board Meeting **Zoom**

February 5 @ 9:30 AM - 3:30 PM

Workshop: **David Sirota** **Zoom**



Virtual Meeting!

Kathrin Brown – kathrin.brown@gmail.com

October Mid-Month Meeting Recap

If you missed the October 18 mid-month meeting you can view the Show & Tell on the website – [click here](#). Included are the pictures of member quilts which were on display at PIQF. Congratulations to Kathrin Brown, Lori Green, Carole Olsen, Tina Magill, Liz Rondelle and Claudia Gano for having their work on display at PIQF.

Kathrin Brown – kathrin.brown@gmail.com

President's Letter – November 2021



Our holiday auction is coming! What are you planning to contribute? Are you trying something new or maybe making a holiday version of a favorite table runner or apron? Do you have something already made that you're willing to part with? Thanks to the anticipated generosity of our accomplished talent pool of members, and to our friends' and families' appetites for fabulous one-of-a-kind gifts, we're hoping to raise enough from our November auction to fund our customary volume of grants and also to stock up on batting used for the many community comfort quilts our members generously donate to the causes we support throughout the year. Yes, this is another "pandemic pivot" as you may recall that our grants have traditionally been funded by raffle basket ticket sales at our in-person holiday get-together.

Meanwhile, as we announced at our October meeting, plans are perking along for a fun, festive, holiday Zoom get-together for our Monday, December 6th meeting and we will surely have surprises! Our board appreciated in-put received from our brief emailed questionnaire on your preferences and, as much as we look forward to the day when we'll be able to meet in person, we clearly saw from your responses that we're not there yet. Spirits up, please, as there's always something to be thankful for and this month there are many.

Reflecting on our quilty microcosm, among the many things I'm thankful for are the wonderful, supportive friends I've met through our shared love of fabric and the many ways we manipulate it; skillful instructors and lecturers who open our eyes to new ways of seeing; fellow guild members who step up to help us fulfill our commitments to our community; Show & Tell, when we can congratulate each other's accomplishments in this still somewhat isolated environment; and especially in this issue, Gail and the entire Back Porch family—our own quilty version of Cheers—who have inspired and brightened our world with each and every visit.

Happy Thanksgiving to you and everyone you hold dear,

Linda Branting
brantinglm@me.com

Vice President's Message

I recently discovered that one of my jobs is to profile our wonderful sponsors who have chosen to advertise with us. This month is Gail Abeloe and Back Porch Fabrics. Please scroll down and read about our wonderful fabric store!

Volunteer with the Guild! It's most satisfying to be a part of the movers and shakers who make it all work! And it's really quite fun! Some positions that are open and waiting for you:

- **Interviewer** (Cat did some wonderful write-ups of members in the past)
- **Website manager** (easier than it sounds and Barbara Boyer will spend lots of training time with you)
- **Social media manager** (If you spend lots time on Instagram or Facebook this is for you!)

Thank you to all the many volunteers that make this guild run so smoothly!

Joan Costello
beachbreak1250@gmail.com

Upcoming Workshop – Zoom

Storm at Sea in 2 or 3 Colors “No More Tears Paper Piecing”

David Sirota – quiltmavendave.com

February 5, 2022

9:30 am – 3:30 pm

If you are an experienced paper piecer or new, this class will teach you David Sirota’s method “No More Tears Paper Piecing”© . It is easy to understand and takes half the time of the old way of paper piecing.

His goal is to take the anxiety out of paper piecing and replace it with the joy of the process. Paper piecing is now fun, easy and quick.


Don't believe me? Take the class and find out for yourself.

[Class Description and Supply List](#)

Cost: \$42 for members

Contact kathrin.brown@gmail.com to register or pay online: www.mpqg.org/workshop.

Kathrin Brown, Programs – kathrin.brown@gmail.com



Upcoming 2021-2022 Programs

Nov 1	6:30PM	Speaker	Michelle Banton LittlePupDesigns.com	<i>Behind the Scenes at Quilt Market</i>	Zoom
Nov 15	6:30PM	Show & Tell	Member Show & Tell and Friends of Fred Challenge Quilts		Zoom
Dec 6	6:30PM	Event	Winter Social & Fundraiser		Zoom
Jan 3	6:30PM	Speaker	David Sirota quiltmavendave.com	<i>Quilt While You Are Ahead</i>	Zoom
Jan 17	6:30PM	Show & Tell	Member Show & Tell		Zoom
Feb 5	9:30AM - 3:30PM	Workshop	David Sirota quiltmavendave.com	<i>Storm at Sea in 2 or 3 Colors – No More Tears Paper Piecing</i>	Zoom
Feb 7	6:30PM	Speaker	Sheila Frampton Cooper zooombaby.com	<i>Spontaneous Creations and Inspirations</i>	Zoom
Mar 5 & 12	9:30AM - 12:30PM	Workshop	Sheila Frampton Cooper zooombaby.com	<i>Lines & Curves</i>	TBD
Mar 7	6:30PM	Speaker	Deborah Fell deborahfell.com	<i>The Thread That Runs Through It</i>	TBD
Apr 4	6:30PM	Speaker	Roderick Kiracofe roderickkiracofe.com	<i>Unconventional and Unexpected</i>	TBD

Kathrin Brown, Programs – kathrin.brown@gmail.com

Garage Sale – Pre-Quilt Show

We have decided to have a Pre-Quilt Show garage sale because fabric is piling up!

Christi Sutphen is taking the lead with expert help from **Liz Rondelle**. If you have clean fabric, patterns, notions, or sewing tools to donate, please contact Joan and we'll set up a drop off time. If you can volunteer Friday or Saturday, please contact Joan.

Date: Friday and Saturday, October 29 and 30

Time: 10:00 AM - 2:00 PM

Place: Joan's House – 1250 Allston Street, Seaside


What: Lots of fabric for sale by the pound, books, some notions and sewing tools!

Joan Costello – beachbreak1250@gmail.com

Holiday Auction!

We are so excited to be hosting another online auction in just a couple of weeks! We have started to receive some wonderful items that fit the theme of the season and are one-of-a-kind. We'd love to include your handmade item such as table runners, placemats, mug rugs, wall hangings, stockings, or any other photogenic handmade or festive item. If you have something to contribute to the auction, please see the dates below to drop off or call Heather Clifton at 530-559-2319.

Or if you want to help raise the excitement of the auction, please share the link with all of your friends and family to create a bidding frenzy. The link to the auction will be sent out closer to the start date of auction. **The auction will be held from November 11 to 21.**



Drop Off Days	Time	Location
October 29 & 30	10:00-2:00	1250 Allston Street, Seaside
November 6	10:00-2:00	To be announced



Heather Clifton – heatherclifton@gmail.com

MPQG Holiday Party

People make a party; with y'all as the people, it will be a great party. In a measure of caution based on your feedback, we'll have a Zoom Holiday Party again this year. Hopefully the last.

More details will be forthcoming but to get things started here are ways you can participate:

1. If you'd like, please send me an electronic picture of you as a young child – no older than 8, please. Digital wasn't around back then so just take a picture of one you like or scan it. Quilters are creative. We don't need one from everyone, so no worries if you'd rather not.
2. We plan to have another Holiday Quilt show. So, if like me, you never finished that holiday quilt in time for last year's show, get busy with those final touches so we can get a picture by mid-November. More details on where to send, etc. coming.
3. Get together with some friends and create a basket to be given away or auctioned at the party.
4. Get involved in party planning. Contact Fatima or Susan Michelson with your ideas.

We plan to have some giveaways, small contests and other fun things. Hope you will be able to join us.

Fatima Dias – mafadimo@yahoo.com

Susan Michelson – smichelsonbrophy@gmail.com

Quilt Show 2022

The dates are set for **Quilts By the Bay: May 6, 7 & 8, 2022**. We have reserved Chautauqua Hall in Pacific Grove again, and it coincides with Good Old Days and the Saturday parade. Positive thoughts, please to keep COVID under control!

Now is the time to start recruiting for the open Quilt Show Committee positions. As you know, we can't pull this off without our hard working volunteers.

I am in the process of contacting all those who chaired committees in the past. There are already a few positions that need to be filled and maybe more as I hear back. So far the following positions need to be filled:

- Publicity
- Mini Quilt Raffle
- Admissions
- White Glove

Please contact me if you are willing to take on one of these positions.

Start thinking about which quilt(s) you will enter! You and your quilts are what makes our quilt show great!

Thank you,

Joan Costello, 2022 Quilt Show Chair
beachbreak1250@gmail.com

2021-2022 Board of Directors

Officers	Coordinators
President – Linda Branting	Activities – Susan Michelson
Vice President – Joan Costello	Communications – Barbara Boyer
Secretary – Deb Ryan	Community Outreach – Carole Brower
Treasurer – Ann Croll	Membership – Karen Shaffer
	Program – Kathrin Brown

Block of the Month 2021-2022

Welcome to the 2021-2022 BOTM! We will rethink and remake some classic blocks. The approach is a little different than previous years. Each participant will keep their own blocks, so you can choose your own color palette and end up with a cohesive set of blocks to make a small quilt.

The block size is 12 inches. Make sure you have a combination of lights and darks.

We will share the finished blocks each month. I would love to see them in your personal palette. Since there is no exchange, you can start at any time and catch up.

You can share the completed quilt (12 blocks) at the end – October 2022, or whenever its ready...

The November block is Disappearing Pinwheel. Directions are available on the guild website, and as an attachment to this newsletter.

Elizabeth McInnis – emcinnis@me.com

Community Quilts

Quilts Cheer Fire Survivors

It's been a busy month of quilt distributions near and far. First, you helped support the Cache Fire survivors with beautiful, well-crafted quilts to boost their spirits and keep their bodies warm. And, at Casa Noche Buena the director asked for quilts with cars or dinosaurs for three little boys. Thanks to your creative forethought we delivered. I love that the quilts you donate are so individual and charming; they bring joy to people who truly need a boost.

There are still MORE finishing kits available; please get in touch and pick one up. And, as always, please note the size of the quilts you are donating by attaching the measurements with Painter's Tape or other method. Again, if you only want to bind or to quilt, others will step in to do the other. You're an awesome group and our community appreciates you.

Fatima Dias – mafadimo@yahoo.com



Common Comfort Quilt Sizes

Dialysis Quilts: approximately 42" X 60"

CASA (Court Appointed Special Advocate) Quilts: approximately 42" X 60" for teens or 40" X 50" for younger children

Christ Child Society: 36" X 45" – contact: Claudia Sammis

Women's/family shelter: Can be any size but twin bed always appreciated, approximately 63" X 90"

VTC (Veterans Transition Center): should be twin size, approximately 63" X 90"

Fire Victims: Bed sized quilts most useful (hopefully won't be needed!)

NICU quilts are given to area hospitals for babies in the Neonatal Intensive Care Unit – contact An McDowell. The two types are:

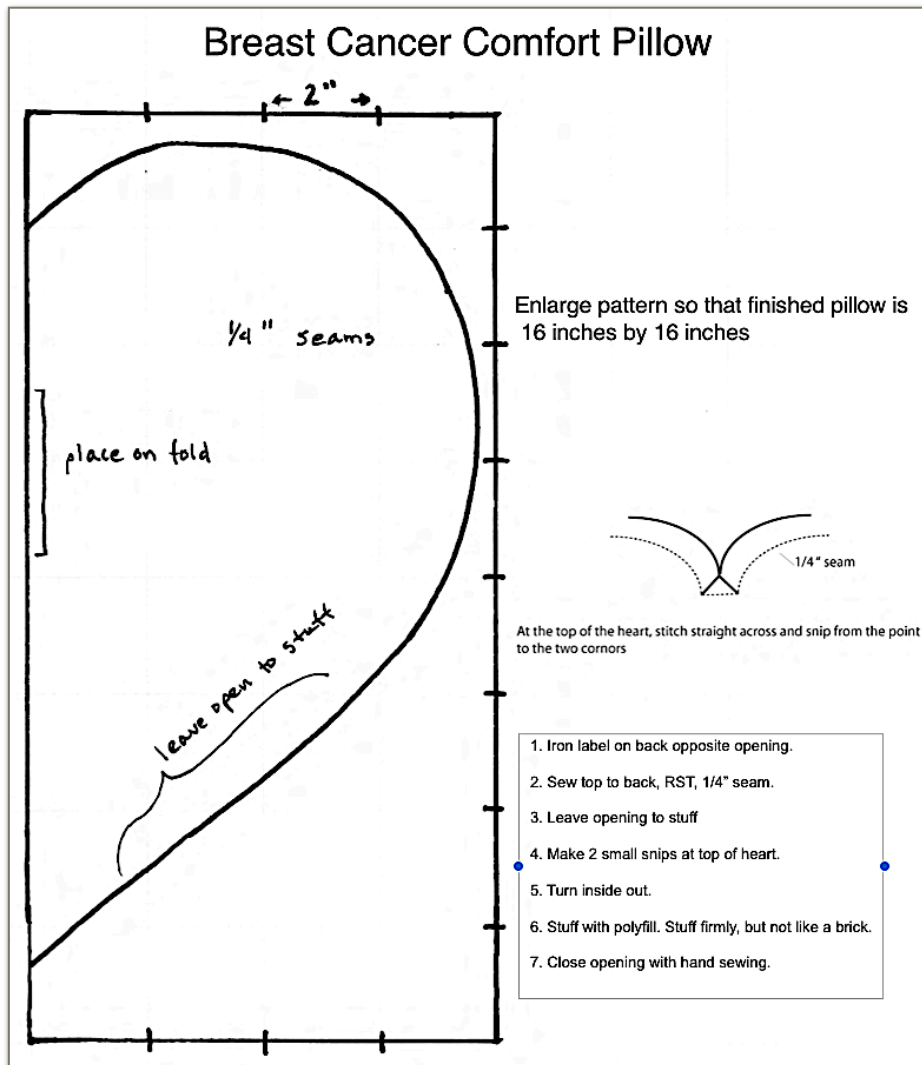
- 20" X 24" to fit in a layette.
- 45" square quilts are used to cover the incubator.

Fatima Dias – mafadimo@yahoo.com

Heart Pillow Project

OCTOBER was breast cancer awareness month. I was able to deliver a full clear bag of the heart pillows collected this past month to both CHOMP Cancer Center and the Salinas Cancer Center. The staff was very excited to received these colorful, cheery pillows and said their patients are always happy to receive them. Thank you to each of you that helped contribute to this important cause.

We still have a new supply of stuffing materials for heart pillows. However, some members have been stuffing their heart pillows with fabric and batting scraps, recycling. These pillows are a little heavier but, still seem comfortable. I have included pillow pattern directions below. I have the labels with the Guild's name, just let me know if you need a few and I can drop them off or mail some to you.



Please email kcpapenhausen@gmail.com for ideas, requests and/or information for the heart pillows (patterns) or the charities that receive our comfort heart pillows. I will not be able to pick up pillows until middle of November due to surgery scheduled for October 18th.

If you have any questions, my local number is 831-624-2700. Thanks again for the help, interest and efforts for the Heart Pillow Project.

Kathleen Clancy
kcpapenhausen@gmail.com



Membership News



Thanks to all the folks who have renewed their membership for the 2021-2022 year. And welcome to our fifteen new members!

Joke of the month:

*"I will not buy any more fabric until I use my stash at home," I said.
Then I laughed and laughed.*

Karen Shaffer – karendshaffer@aol.com

Sponsor Spotlight – Back Porch Fabrics

Gail Abeloe is celebrating her twenty-fifth year in business with Back Porch Fabrics this year. There have been many changes in the industry over these years yet Gail's main focus remains the same; having lots of fun playing with fabric!

Gail enjoys attending Quilt Market twice each year, looking for wonderful new fabrics and creative ways to sew with them. The close relationship that exists between Back Porch and Empty Spools seminars at Asilomar has helped to shape the character of Gail's store. Hundreds of happy quilters from all over the world attend Empty Spools and many of them ride the shuttle to Back Porch after class. Their diverse tastes have pushed Gail to stock unique fabrics that can't be found at their home fabric stores. One of Gail's favorite things about owning a quilt shop is the constant flow of new ideas about what can be done with fabric.

Though Gail's classroom has been closed during COVID, it still hosts six Gallery Shows a year. Most of the shows are local quilters, but the work of Gwen Marston, Freddie Moran, and Ruth B. McDowel (from the Del Thomas' collection) have been featured.

In the process of writing this profile I reached out to several Guild members and asked for a sentence or two on what Back Porch means to them. I received pages of beautiful appreciation of Gail and Back Porch and excerpts are included below. Their complete responses will go to Gail.

"Gail's shop conveys lots of color and a cross section of quilting traditions. When people ask me what kind of quilts I like to make I usually tell them that I like everything Gail Abeloe puts up in her Back Porch shop. More than once her sample quilt tops have inspired me to take on projects I wouldn't have attempted before."

"When we decided to move here permanently I must admit that Back Porch was a leading influence!"

"If ever I felt like my textile art was lacking; if ever I felt invisible or alone in my art; if ever I felt like I was forging a path that didn't fit in to the quilting world, all I had to do was walk two blocks to The House That Gail Built and any one and every one of the staff would give me a ridiculous amount of attention."

"We are fortunate to have the Back Porch in our community for inspiration, sewing/quilting tips from Gail and her amazing staff, shop or browse beautiful fabrics, notions, books/patterns and an ever changing array of spectacular quilt and fiber art exhibitions from many of our guild's members."


"I love The Back Porch, the welcoming atmosphere, the Saturday Demos, the inspiring fabrics, the samples on the walls, Have Fun and Get It Done classes, the knowledgeable employees, the Quilt Shows, and mostly our wonderful Gail, the owner and creative friend to all."

"Gail's shop conveys lots of color and a cross section of quilting traditions. I consider it a landmark in my errands around town and whenever a fellow quilter visits me we talk about our most recent foray at Back Porch."

"Endlessly encouraging, Gail has cheered me on through whatever I've attempted and Back Porch has been my happy place ever since. Thank you, Gail, for vastly enriching my life!"

"Saturday Demo days are like "Cheers", where everyone knows your name!"

"Back Porch has always been my happy place!"



Back Porch Fabrics
Fabulous Fabrics, Books & Quilting Tools

Gail E. Abeloe

(831) 375-4453
(831) 375-3755 fax
157 Grand Avenue at Central, Pacific Grove, CA 93950

Gail@backporchfabrics.com
www.backporchfabrics.com

Joan Costello – beachbreak1250@gmail.com

Community Outreach

Collective Mending

In September 2021 I joined Catherine Reinhart's *The Collective Mending Sessions* (CMS), a socially engaged project centered on collaboratively mending abandoned Quilts. This round of CMS was presented by the Monterey Museum of Arts as part of the programming associated with the exhibit **Color Duets: Kaffe Fassett and Erin Lee Gafill**.

This project offered a series of social engaged workshops centered on collaboratively mending a discarded quilt. Our group consisted of 28 women who each received an individual quilt block to mend. We met virtually over 4 weekly meetings in September. The final session was held at the Monterey Museum of Art where we were greeted by Catherine and Erin, returned our individual mended blocks, participated in a larger quilt repair and had a chance to experience the final days of the **Color Duets** exhibit at the Museum.

These sessions offered a meditative process through mending not only the cloth of a discarded quilt but to encourage and cultivate care for mending our communities.

Erin Gafill shared her thoughts:

From the moment I opened my quilt square packet, I was struck with a sense of joy. To know I would be dedicating an hour a week to slowly stitching made me feel inexplicably happy. More than any other art form, hand-sewing gives me a deep sense of pleasure, connection, and calm. To share this with others, in silence or sharing stories, was profoundly moving.

And the metaphors inherent in mending a discarded textile are legion. A stitch in time... use what you have... building on an old foundation with a new fabric ... Catherine's recurring questions, how do we mend our communities?

Sometimes wisdom arrives in the simplest forms.

To see more information from Catherine Reinhart's website [click here](#).

To view the testimonials, [click here](#)

Carole Brower – browsers11@comcast.net



MPQG Friendship Groups



Most MPQG Friendship Groups are meeting in person.

With vaccinations plentiful and safety protocol well established, most MPQG Friendship Groups are meeting in person and most are open to new members. These small groups of quilters meet regularly to enjoy quilting, chatting, and sharing in a small group setting. For information about joining a specific group, please contact the member listed below. For general information regarding Friendship Groups or for help starting a Group, please contact, **Marjorie Longo**, 624-8649 or frumml@aol.com.

Before attending an in person gathering, please check with the contact person listed below to verify that your personal standard of safety protocols are in place. See roster below for Friendship Groups on ZOOM.

Marjorie Longo – Friendship Group Coordinator

<p>Carmel – Tea Timers Meets Wednesday 1:00 to 3:00 p.m. Pat Tilson's house Regina Liske, 831-333-9302 All levels meet to do handwork. <i>Group is currently full.</i></p>	<p>Carmel – Out of the Box Quilters Meets the 2nd and 4th Thursdays 1:00 - 4:00 p.m. Marjorie Longo's house, 831-624-8649 frumml@aol.com All levels meet to sew, discuss, and create.</p>
<p>Carmel Valley – Cut-Ups Meets the 1st Thursday 12-4 p.m., St. Dunstan's Church Liz Rondelle, (831)601-0330 bukavugirl@aol.com All levels meet to sew, share, mini demos, group challenges, and charity quilts. Large work tables available. Bring your lunch at noon or drop in anytime.</p>	<p>Laguna Seca Area – No Strings Attached Meets the 3rd Tuesday 4:30 p.m. at Chamisal Bistro Cec Larsen, 831-235-0456 Enjoy libations as you do a little hand work and share your quilting thoughts.</p>
<p>New Monterey – Friends of Fred Meets the 3rd Monday 1:30 to 3:00 p.m. Regina Liske, 831-333-9302 Meetings are outside at Regina Liske's house Bring a project to work on. Show & tells are welcome.</p>	<p>Monterey – Stitch and Dine Meets the 2nd Tuesday 3:00 - 6:30 p.m. Gudny Campbell, 831-372-6369 Sewing and dinner. <i>Group is currently full.</i></p>
<p>Everywhere – Beyond Borders Meets the 2nd Tuesday 1:00 p.m., Pacific Time Dru Hammond, (831) 241-1411 druhammond@aol.com All levels from near and far meet to sew, share, and visit with old and new friends on ZOOM.</p>	<p>Pacific Grove – Friday Follies Meets Fridays 1:00 to 4:00 p.m. Joan Hughes' house, (831)373-0843 pgquilter@sbcglobal.net All levels welcome for hand sewing and sharing.</p>
<p>Everywhere – Moonlight Zoomers Meets the 4th Wednesday 6:30 p.m., Pacific Time Elizabeth McInnis, (831)756-8001 All levels from near and far, are welcome after hours to sew, share, and visit with friends, both old and new, on ZOOM</p>	

Calendar, Road Trips, and Events

September 22, 2021 – January 2, 2022

Layered & Stitched: 50 Years of Innovative Art by *Studio Art Quilt Associates (SAQA)*. San Jose Museum of Quilts & Textiles. 520 S. First Street, San Jose, CA. sjquiltmuseum.org

January 19-22, 2022

Road to California. Ontario Convention Center, Ontario, CA. roadtocalifornia.com

February 26-27, 2022

Good Vibrations Quilt Show. Pajaro Valley Quilt Association 2022. Santa Cruz County Fairgrounds, Watsonville, CA pvqa.org

March 26-27, 2022

Voices in Cloth 2022 – Extraordinary Quilts by the Bay. East Bay Heritage Quilters. Craneway Pavilion, 1414 Harbour Way South on the Richmond Waterfront. ebhq.org/VIC

April 23-24, 2022


Wrapped in Love Quilt Show. Santa Clara Valley Quilt Association. Santa Clara Convention Center, 5001 Great America Parkway, Santa Clara, CA. scvqaquilts.com

May 14-15, 2022

Legacies of Love Quilt Show. Piecemakers Quilt Guild. Dominican Center, 43326 Mission Circle, Fremont, CA. piecemakersguild.org

Merchants

*Shop FIRST at our advertisers. They can't live without our support and we sure can't live without them!
When shopping at the following businesses, thank them for supporting our guild.*



Back Porch Fabrics
Fabulous Fabrics, Books & Quilting Tools

Gail E. Abeloe

(831) 375-4453
(831) 375-3755 fax
157 Grand Avenue at Central, Pacific Grove, CA 93950

Gail@backporchfabrics.com
www.backporchfabrics.com



FAMILY THREADS QUILT SHOP
107-D The Alameda #1203
San Juan Bautista, CA 95045
831-623-0200
OPEN M-F 10-5, Sat 10-3
CLOSED Sun
FamilyThreadsQuiltShop.com

A place where there is
no such thing as too much fabric!

 Here's where we post our new arrivals
and what we're working on.



Nottingham Ranch Quilting
Longarm Quilting Services

Heather Clifton
(530) 559-2319
nottinghamranchquilting@gmail.com
35 Asoleado Drive
Carmel Valley, CA

www.nottinghamranchquilting.com
Instagram.com/nottingham_ranch_quilts



Machine Medics
831-479-8117



Sewing Machine Repair
Karen and Luis Gonzalez
www.machinemedics@gmail.com
P.O. Box 605
Capitola, CA. 95010

Continued on next page



Holly Casey Quilts

Custom Longarm Machine Quilting

45335 Vista Place
King City, CA 93930
(831) 385-3374

www.hollycaseyquilts.com
holly@hollycaseyquilts.com



As the holidays and gift purchasing season arrives, don't forget to use the **Amazon Smile Program** with MPQG as the non-profit recipient.



Here's how:

- Go to <https://smile.amazon.com> and sign up.
- Choose Monterey Peninsula Quilters Guild as your charity of choice.
- Shop as you normally would ... just make sure that you are on the Smile portion of Amazon – 0.05% of your purchase comes directly into our bank account quarterly.

Here are links to the [AmazonSmile](#) program....easy to sign up, no charge, works with Prime or regular Amazon....and you can see your contribution at any time. smile.amazon.com.

Ann Croll
nimblethimble@me.com

Empty Spools Seminars
ASILOMAR CONFERENCE GROUNDS

2022 QUILTMaking WORKSHOPS
REGISTRATION IS NOW OPEN

Nina Ashton
(650) 222-4683
Nina@DoodleArts.com
<https://doodlearts.com>

Longarm Quilting by Doodles

Pines & Needles Newsletter

It is available online at www.mpqg.org. Articles are due on the 15th of the prior month. Please send items to the editor, Karen Wagner, via email at kwags525@gmail.com. *Pines & Needles* newsletter editor reserves the right to edit all submissions for content, length, or otherwise for publication.

Member Advertising Rates per Issue: \$5.00 Business Card; \$10.00 1/4 page; \$18.50 1/2 page; and \$30.00 full page. Annual rates are available. Advertisers should be quilting-related businesses.

Privacy Policy

Any contact information provided in this newsletter - whether phone number, email, address or otherwise is for the convenience and use of MPQG members, our advertisers and sponsors, and sharing newsletter guilds only. The information may not be sold or used for advertising, spam, commercial or other purposes without the written approval of the MPQG Board.

November Block of the Month – Disappearing Pinwheel

This block takes a classic pinwheel and turns it into a new block. If you have a rotating cutting mat, using it will make the cutting easier.



1. Cut 2 10" squares in contrasting colors
2. With right sides together, stitch all four sides of the squares
3. Cut diagonally, making 2 cuts
4. Press the resulting $\frac{1}{2}$ square triangles open. Press to the dark



5. Arrange the $\frac{1}{2}$ square triangles to form a pinwheel, stitch together, press to the dark. It doesn't matter whether the pinwheel spins to the left or to the right, just be consistent.



6. Press the pinwheel to the dark. Trim the excess seam allowance in the center to reduce bulk.
7. Cut pinwheel into 9 squares (like a 9-patch). If you started with 10" squares, your cuts will be $2\frac{1}{8}$ " from the center seam. Make the two vertical cuts, then without changing the alignment of the pieces, make the two horizontal cuts.



8. Turn the middle square on each side 180 degrees. You will rotate squares 2, 4, 6, and 8.
9. Sew the nine patch together and press. Sew the three rows together. It works best if you press the top and bottom rows all to the left and the center row to the right. Pin the intersecting seams to sew the three rows into a nine patch.

There is a helpful tutorial on making this block at: <https://www.youtube.com/watch?v=8FpUY4cwBj4>