



# Pines & Needles

Monterey Peninsula Quilters Guild

March 2014

## General Meeting

Wednesday, February 26, 2014

Set-up: 6:00 p.m.  
Refreshments: 6:30 p.m.  
Meeting: 7:00 p.m.

Pacific Grove Community Center  
515 Junipero Avenue (at 15th Street)  
Pacific Grove, CA 93950

### What to Bring

- Check or cash for workshops, raffle tickets
- Name tag
- Community quilts
- Library books
- UFOs
- Sweets & savories
- Pen and calendar to volunteer

## Upcoming MPQG Events

February 26 - Wednesday - Meeting  
Susan Carlson

March 1 & 2 - Workshop  
Susan Carlson  
*Cutting Loose*

March 31 - Monday - Meeting  
Diana McClun & Laura Nownes

April 4 - Quilt Show Preview

April 5 & 6 - QUILT SHOW  
*Please sign up to help!*

## Advertiser Index

Back Porch Fabrics, PG, p. 19  
Bella's Studio, Monterey, p. 13  
Empty Spools Seminars, PG, p. 13

## Professional Quilters

Get It Quilted! By Sharon Winter,  
Monterey, p. 13  
Holly Casey Quilts, King City, p. 8

## Susan Carlson

**WEDNESDAY, FEBRUARY 26**  
**(NOTE DATE CHANGE)**

### Cutting Loose


Our March general meeting occurs on Wednesday, February 26 in order to welcome quilt artist, Susan Carlson, while she is in the area teaching. Susan will not only lecture but also present a two-day workshop the following week-end.



Susan is a quilter, designer, and textile artist known for her painterly ways with fabric. Over time, Susan has developed a looser approach to piecing and assembling a wall quilt. Her technique rifts on collage without using patterns or templates.

She sketches a design on foundation fabric and then fills in with fabric. Her work is brightly colored, often whimsical, and will bring a smile to your face. Her technique encourages playfulness, serendipity, and a willingness to "cut loose."

In the last year, Susan said good-bye to her unusual backyard studio which was a yurt (a kind of Mongolian tent) and moved into a newly built two-story studio and family room.



You will recognize Susan's pink rhinoceros quilt "Tickled Pink" seen on tote bags sold at quilt stores nationally, and her book *Serendipity Quilts* (2010 C&T Publishing). See more of her work at [www.susancarlson.com](http://www.susancarlson.com)



Margaret Nava, Programs  
[Navamtry@aol.com](mailto:Navamtry@aol.com), 831-372-6282

**Next Workshop, MARCH 1 & 2,**  
**SUSAN CARLSON**  
*Cutting Loose*

Don't miss this unique opportunity to experience *Cutting Loose* with Susan Carlson. Join Susan as she shares her evolving technique for the construction of art quilts using a collage technique.



Emphasis will be placed on the collage piecing process. Patterns or templates will not be used. Instead, students will sketch their design onto a foundation fabric and fill in the design with fabrics of their choice. This encourages playfulness, serendipity and a willingness to "cut loose." Due to time constraints, students need to choose simple, whimsical designs such as fish, butterflies or other bugs. If needed, designs will be available from Susan for a small fee.

To register, call Gail Abeloe at 831-375-4453 or go to the [Workshop Reservation](#) form. Doors open at 9:30 a.m.

*Denise Oyama Miller*

JUNE 7 AND 8

Painting with My Scissors

*I have always found joy in making things with my hands and I am constantly inspired by the beauty of the natural world and the existence of materials to work with. My work often focuses on the patterns of shapes, colors, and the interplay of lights and darks. - Denise*

More details to follow.

**Big Thank You**  
**for Charity Work**



I want to thank all of our wonderful members who have given so generously to our charity projects this past year. Whether it is sewing a neonatal kit, taking a finishing kit to quilt or tie, or creating something out of your own "stash", the results are gratifying. The August tying event got a lot done too, and was such fun.

We have given 203 neonatal quilts to the three area hospitals, and the National Charity League added 45 more. Voices for Children received 27 quilts this year and the Dialysis Center 23. The Breast Cancer Hearts project is growing with 74 being distributed.

For the last three years we have been able to respond to natural disasters as well. This year we sent an even dozen to the flood victims in Colorado. We have added an organization to gift, and that is the Veterans Transition Center in Marina. They received a twin sized quilt with a matching pillow sham for the housing units they are refurbishing. Regina also accepted three smaller quilts for ALS patients. Thanks again for a job well done!

Totals: large quilts- 66; neonatal quilts- 203; hearts- 74

Terann Carr

**Free Stuff at Meetings? -- No Thanks!**

Thanks for thinking of us but ... Your Program Committee has a big job before each meeting getting the room set up for guild business and our guest speaker, and all the tables have been specially reserved for guild activities. They do not have the space or the time to deal with donations at the guild meetings.

If you have fabric and other quilting-related items to share, please consider turning it into a lovely basket for the monthly raffle. Call Judy Furman at 831-375-6009 or email: [gramejudy@comcast.net](mailto:gramejudy@comcast.net), she can answer your questions. The MPQG annual garage sale at the Quilt Show is always looking for fabric donations and this year there is a possibility that that may have books and patterns. Check with Maia Liddle at [liddlecentral@sbcglobal.net](mailto:liddlecentral@sbcglobal.net) or 831-757-6264.

### **CQFG Sew In Dates**

The first few months of the year seem to be following tradition. The Charity Quilt Friendship Group will be working on our breast cancer heart pillows this month. We have some kits to sew and a number to stuff. Come sew with us! After all, February is the month for Valentines and the patients are always appreciative of our support.

The March meeting of the CQFG will be a free sewing day. If you have a project you would like to work on for Charity Quilts bring it along. There are also quilts that need labels. Just come with your sewing supplies and join in the fun.

Where: Terann's House  
When: Friday, February 21, 2014 \*and\*  
Friday March 21, 2014  
Time: 9:30 A.M. start and open-ended  
stopping time  
Bring: Your own lunch

Call for directions: 375-7881  
Terann Carr

### **Charity Quilt Friendship Group March Sew-In**

The Charity Quilt Friendship Group (CQFG) will be meeting at my home, near Laguna Seca on Friday, March 21. It is always pleasant when friends sew together.

If you can come, please bring a sewing kit and maybe a rotary cutter and cutting board. We will meet between 9:30 a.m. and early afternoon so bring a bag lunch as well. Call for directions.

Terann Carr, Community Liaison  
[cacarrs@sbcglobal.net](mailto:cacarrs@sbcglobal.net),  
831-375-7881



### **Seven More Reasons to Like Freddy Moran Even More**

*Above: Eby Wold collecting quilts donated to Pfeiffer Ridge Fire victims*

Internationally known quilter, Freddy Moran has donated seven quilts from her MPQG January trunk show to warm the folks who were burned out of their homes this past December.

And, not to be forgotten ... the many wonderful MPQG members who, over the past two months, have donated their own quilts.

For details of the fire, read the article that originally appeared on our web site and in the Pines & Needles Newsletter.

On December 16th about midnight, the Pfeiffer Ridge Fire began its march to consume 34 homes in the Big Sur area. One hundred neighbors, mostly adults, were left homeless at the end of it all.

Quilters and Big Sur residents, Nadine Clark and Eby Wold are collecting large lap quilts all the way up in size to king bed quilts to replace the bedding lost in the fire. Eby and Nadine or working through Coast Property Owners Association (CPOA).

Brrrrr!! It's cold on these winter nights! Can you help by donating an adult-size quilt from your inventory? Or, how about finishing up a quilt top that's been languishing in your studio?

Note: No children's quilts are needed.

**Quilt Show Help! Quilt Show Help! Quilt Show Help!**

Please help keep Dee Davis and all Committee Chairs from nervous breakdowns by signing up to work at the Quilt Show!! Sign up at the March Meeting, or call Dee Davis at 372-6454.

## Quilts by the Bay is on the Way

On April 5-6, 2014, Pacific Grove will come alive with the 57<sup>th</sup> celebration of Good Old Days. Each day from 10 AM to 5 PM, our *Quilts by the Bay* will light up Chautauqua Hall with amazing color, creativity and craftsmanship. Quilt show visitors will be treated to stunning traditional designs as well as wonderfully unique contemporary quilts.

Invite your friends and family to join the quilt show fun in Chautauqua Hall. They can stroll through the artful display of hundreds of quilts. Our guests can buy chances to win the *Dancing Log Cabin*—our 2014 raffle quilt. They can also buy chances to win their favorite small quilts in the Mini Quilt Raffle. Finally, encourage everyone to cast ballots for their top picks for the Viewers' Choice Awards.

A trip to the farthest corner of Chautauqua Hall will not disappoint. The Boutique will overflow with must-have handmade treasures. And fabric fans can fatten their fabric stashes at the Garage Sale. Bring your wallet and fill your shopping bag!

Last year we had more than 700 paid admissions to *Quilts by the Bay*. This year's celebration of Good Old Days is expected to attract 30,000 people. Get the word out about the quilt show in Chautauqua Hall, and we should be able to sell more than 1000 admissions this year!

### Quilt Entry News

Hooray! We have 177 entries and 60 entries to be judged. This will be an outstanding show thanks to all of our members.

You should expect your acceptance letter in the mail by March 17. Please open it immediately and read it CAREFULLY to proof the information. If there are any errors report them to Sharon Winter (831)647-8769, as soon as possible.

In the letter, instructions will be included for making and applying a required sleeve with which to hang your quilt. There will also be a paper label that you must sew to the back of your quilt in the correct place BEFORE you turn in the quilt for the show.

Pay attention to the time and place to deliver and pick up your quilt. Judged entries must be delivered by Thursday, April 3, no later than 8:30 a.m. All other entries must be there by 11:00 a.m. If you cannot get it there on time, please ask a friend to take it for you and/or pick it up. You will receive a receipt which MUST be presented at the time of pick up.

If for some reason, you cannot finish your quilt on time please call Janyce Anderson, 659-3505 or 601-2160 or Carole Olsen, 402-8988 or 372-9289, as soon as you can. Even though we always plan ahead emergencies do arise. We hope that doesn't happen.

Thank you all and happy quilting. We are really looking forward to the show.

2014 Judging Committee

## Blocking Your Quilt

Congratulations. You have finished your quilt for the show and you are very proud of your work, which you should be. But the edges of your quilt are wavy and don't lay flat or hang straight. Now what do you do?

This is the ah-ha moment when you realize there is something you can do. The judges always look for square corners and straight edges. The solution is to block your quilt.

How? This is what you will need:

- A flat pin-able surface like a design wall, carpeted floor covered with clean sheet, or cardboard cutting board.
- To ensure long straight lines use a laser level or square, a plastic quilting square or a gridded surface.
- Tape measure and/or ruler (I like plastic square rulers)
- Pins
- Spray bottle of water

If you wash your quilt you may do this before it dries or spray water on the surface of the quilt while flat and let it rest for 15-20 minutes.

Begin by pinning the top to your surface. Next, pull the bottom corners down and out and pin. Measure from the top to the bottom on both sides. If there is a difference, average the two measurements and re-pin so both are the same. Continue pinning the same way for the sides. Spray again if necessary so that you can pull straight. If there are bumps or waves in the quilt lay a flat plastic ruler on top (if on the carpet). Check each corner to make sure it is square. Let it dry overnight or until completely dry and remove the pins. If you are still not satisfied you may do it again. It always works!

Reference: <http://dreamweavers-quilts.com/2008/11/quilt-blocking-a-short-tutorial/>

### Quilt Sleeve Tutorial by Susan Brubaker Knapp

Susan Brubaker Knapp of [Bluemoonriver.com](http://bluemoonriver.com) has created a great tutorial showing how to add a sleeve to your quilt.

This is helpful as you prepare your quilts for our annual show.

[How To Make a Quilt Sleeve](#)

## *Last Call for Raffle Quilt Designer 2015*

The MPQG Board of Directors is soliciting design bids for the 2015 raffle quilt to be used for guild fund raising purposes. Here are the details:

**Proposal Deadline: February 15**

**Size:** Queen size bed quilt

**Considerations:** Design should have broad appeal to encourage ticket sales. Designer will write directions and distribute patterns at guild meeting. Squares/components to be made by guild members and assembled by Designer.

**Budget:** Monterey Peninsula Quilt Guild funds this project. Designer is responsible for the entire production of the quilt.

**Completion Date:** Quilt should be finished and ready for photography by June 1, 2014.

**Winning ticket:** Drawing will be held on the Sunday afternoon of the 2015 MPQG quilt show.

Please contact me if you're planning to submit a design for 2015 and we can go into the details further.

Do you have a great idea, but need a little extra time to get your design proposal together? The Board will accept design proposals for the 2016 quilt beginning March 1, 2014.

The Board looks forward to seeing your gorgeous design!

Claudia Sammis, President  
[especials@sbcglobal.net](mailto:especials@sbcglobal.net), 831-333-9133

## **Admission volunteers needed for the quilt show**

Being an Admission Volunteer involves checking in all volunteers, selling tickets, and directing guests.

It is an easy, and enjoyable way to meet fellow guild members and visit with quilt enthusiasts. Sign-ups are available on the Guild website, or at the sign-up table at the Guild meeting.

Thank you in advance

Allison and Rita-Admissions committee

## *Quilt Show Boutique*

It is the time of year to gather up those things you would like to sell at the Quilt Show in the Boutique. If you are interested in participating this year, please contact me.

The variety of your homemade items is always so wonderful to see and sell.

June Cornell 757-1390 or  
[junecornell@yahoo.com](mailto:junecornell@yahoo.com)

## **Great Opportunity:**

### **The Guild Needs Your Help**

As the Quilt Show gets closer, we must fill the position of Raffle Quilt Marketer for the current year's quilt *Dancing Log Cabin*.

At this point, the quilt needs to be shown at as many events as possible, ending at the Quilt Show April 5-6, 2014. This could be done by an individual or a small quilt group.

Please contact me if you are interested in helping. Thank you for your support

Janyce Anderson (831) 659-3505 or at  
[cvoaks2011@gmail.com](mailto:cvoaks2011@gmail.com)

### Seeking White Glove Ambassador Help

Forty White Glove Ambassador Volunteers are needed for the Quilt Show.

Shifts are a short -1 hour and 45 minutes.

Greet old friends and meet some new friends. Take the opportunity to show visitors around the show while talking to them about the quilts, quilting and our Guild and ..... **Protect our quilts** by using white gloves to turn the quilts for visitor's viewing.

**It's all very easy and it's fun.**

**Please sign up at the next Guild meeting or contact me.**

Marjorie Longo, White Glove Chairman  
(831)624-8649 [frumml@aol.com](mailto:frumml@aol.com)

### MPQG Grants

Thank you to all who participated in the Holiday Party.

We are awarding the MPQG Grants to:

- San Jose Museum of Quilts and Textiles (\$1000)
- Pacific Grove Community High School (\$180)
- Salinas Sassy Quilters (\$180)

### CALLING ALL MEMBERS!!!

Our wonderful Chairs of the Quilt Show Committees need YOU to sign up to work in one or more of their committees!!

Bring your calendars to the meeting so you can sign up to work on the committee that you most enjoy at the time that works for you.

The Volunteer Signup Table will be manned (or womaned) and ready to help you.

If you can't make the meeting call Dee Davis at 372-6454, or gmail me at [quilterdee@gmail.com](mailto:quilterdee@gmail.com)

### DIY Garage Sale News



Above: An example of how the fabrics should be rolled and marked.

Start sorting and rolling that extra fabric! The guidelines are on page 8 or on the website at <http://www.mpqg.org/>. The guidelines will also be in the April newsletter. Thanks for your cooperation. We want the garage sale to be attractive and inviting as opposed to the flea market look. I'm sure the Garage Sale will be even more successful this year.

Terann Carr, DIY Garage Sale  
[cacarrs@sbcglobal.net](mailto:cacarrs@sbcglobal.net), 831-375-7881

### Mini Quilt Raffle

Donation Quilts for the Mini Quilt raffle are due to Tina Magill by the March 31st regular meeting, **but I would appreciate having them by the middle of March.**

No forms to fill out, label if you want, hanging device if you want, any kind of 'quilt' technique, any size (but try to keep it smaller than 30 x30...)

Call or email if you have any questions....

Tina Magill 831-649-1987  
or cell 510-206-8477  
or [magill1242@gmail.com](mailto:magill1242@gmail.com)

## DIY Garage Sale

### Guidelines

This is a DIY (do it yourself) project. This year, the Garage Sale will share space with the Boutique in Chautauqua Hall. Consequently, space is limited.

#### **Big Picture:**

ONLY quilting fabric will be sold. It must be

- \* measured (mark yardage on tape), and
- \* rolled and taped with blue painter's tape.
- \* Fat quarters must be taped singly or in a stack

**NO** batting, notions, trims, patterns, books, etc.

**NO** ODORS (fresh, not musty nor smelling of laundry products or smoke); and

**NO** LOOSE FABRIC. Do not turn in any loose fabric, it will be thrown out. Honest.

#### **How to -- MEASURE AND ROLL**

- 1) One fabric per roll.
- 2) Use a zipper lock plastic bag if there are many pieces of the same fabric.
- 3) Fold fabric selvage to selvage then measure along selvage to the nearest complete quarter-yard increment.

#### **How to -- MARK**

One piece measured along selvage could be described as

- \* fat quarter+ (18" X 27")
- \* 2+ yds. (two healthy yds. selvage to selvage plus a little more)
- \* 2 yds. (any healthy yds. selvage to selvage to the nearest 1/4 yd.)
- \* 2 yds. total (one piece with over an healthy 1 yd. selvage to selvage and a total of 1 more yd. of oddly cut fabric)

#### **How to - TURN IN FABRIC**

Turn in prepared fabric on Friday, April 12th at Chautauqua Hall in Pacific Grove at 16th and Central between 8:00 a.m. and 11:00 a.m. You MAY NOT turn in fabric rolls at any Guild meeting.

**Note:** To turn in fabric early, you may contact me ONLY if you are coming from OUT OF TOWN on Thursday the 11th to turn in quilts for the show. Otherwise, please do not ask for exceptions, ask a friend to bring your fabric in Friday a.m.

Shopping Etiquette: Patrons may lose privileges for opening packages or breaking tape.



## President's Message For March

Have you heard this one? *Oh, I'm not a good enough quilter yet to come to your quilt guild meetings!* Last Sunday, I heard it again from an energetic, young woman in a quilting class.

HELP! How do we project the message that MPQG is the place to be if you ...

- can be inspired by nationally recognized speakers and learn their skills,
- know little about quilting and want to learn more,
- love old family quilts passed down from a grandmother,
- bought a great quilt top at a flea market,
- want to take workshops and classes to gain confidence and perfect your skills,
- want to spruce up your home with quilted home dec splashes of color, or
- have no intention of quilting but would enjoy an interesting speaker?

Wouldn't it be nice if we could rename ourselves (well, not really!) Monterey Peninsula Wanna-Be Quilters, or The Finest Association of Quilt Lovers?

My challenge to each of you is to share your love of quilting by inviting a neighbor or young friend to join us for an evening. Or, how about reaching out to a former member whom you've not seen in a while?

Let's loosen up a bit and be noisy and joyous about our quilting. Then, we can gather in those who want to know more and make them welcome no matter what their skill level or quilting style.

Claudia Sammis, President  
[especials@sbcglobal.net](mailto:especials@sbcglobal.net), 831-333-9133

## Guild News

### MPQG Survey

An ad hoc committee has been formed to evaluate the organizational structure of the Guild which was adopted in 2009.

I have contacted current and former members who have held positions in the Guild since 2009 requesting their input.

Please contact me if you would like to participate in the survey and I will email you a copy.

Sharon Coniglio  
[sharon.coniglio@comcast.net](mailto:sharon.coniglio@comcast.net)



*Holly Casey Quilts*

**Custom Longarm  
Machine Quilting**

45335 Vista Place  
King City, CA 93930  
(831) 385-3374

[www.hollycaseyquilts.com](http://www.hollycaseyquilts.com)  
[holly@hollycaseyquilts.com](mailto:holly@hollycaseyquilts.com)

### The Guild Library

Our Library has a wonderful variety of quilt-related books which may be checked out for a period of one month. The fine for an overdue book is \$1.00 per month.

A current list of books is available at the Library from 6:30 to 7:00 p.m. before the General Meeting or at the link below.

[Library Book List \(PDF\)](#)

## Membership

### **New members are always welcome.**

Membership in our guild has many advantages: professional guest speakers at monthly meetings; workshops; quilting bees; annual quilt show; and much more. By supporting your local guild, you enable MPQG to produce excellent quilting resources to share with all members.

MPQG is an all-volunteer organization where you will meet creative people and expand your circle of friends. As with all organizations, MPQG depends on its members to help in all aspects of the activities. From assisting with our annual Quilt Show to writing articles for the web site, our volunteers are an invaluable resource. If you are able to volunteer a few hours a month, please let us know. And, thanks in advance for your help.

The annual membership year is from September 1 to August 31. New memberships and renewals are \$35.00. Dues must be received by September 30th to be in the current Member Directory published each Fall. All information collected on the membership application will be kept strictly confidential and will not be sold.

### **Help Help Help: Equipment List**

We are updating the 2008 Location List for MPQG Equipment and/or Supplies. The list is found on the web site. Go to *About Us*, then to *MPQG Business*, next *Board and Supporting Committees*, and you will find the Equipment and Supplies list.

Here is a direct link: [Equipment List](#)

If you have any of these items or other Guild items please notify me.

Sharon Coniglio  
[sharon.coniglio@comcast.net](mailto:sharon.coniglio@comcast.net)

### *MPQG BOARD: MARCH PROJECTS*

- Call for Challenge Quilt designs
- Call for volunteers for Quilt Show staffing
- Members return completed Raffle Quilt blocks
- Preview Quilt Show entries and design Quilt Show
- Quilt Show committee members meeting
- Updates and announcements to Communications the 10th of the month

The biggest secret of the Quilt Show? Working on the show is loads of fun!! Join us and fulfill your obligation of 4 hours of service to the Guild.  
See you at the Volunteer Sign Up Table at the March Meeting or email Dee Davis at [qulterdee@gmail.com](mailto:qulterdee@gmail.com).

## Barbara Hamilton: Judging Notes

Barbara Hamilton is sharing the judging comments on her quilt entitled "Z". It placed first in the innovative category at the 2013 MPQG Quilt Show.



- Amazing graphic image
- Embellishments add tactile interest (black glass seed beads)
- Appliqué edges should be securely attached
- Fabric choices are excellent (black on black polka dot & white woven dots)
- Quilt lies flat
- Borders should be consistent width around center field
- Quilting is adequate
- Border motif harmonizes with center field
- Binding is well done

A second quilt "Polar Bear", also won first place in another category "Top By One Quilted By Another, Small".

- Strikingly real image!
- Contrast is well used
- Raw-edge appliqué well done
- Borders are straight
- Black outer border frames center well



### Submissions for Web Site and Pines & Needles

Contributions welcomed at any time of the month! Photographs should be 300 ppi, .jpg or .tif format. Please do not add ANY formatting to articles. Submissions should be copyright free.

The new web site is now live at our old web address at [www.mpqg.org](http://www.mpqg.org).

Alexandra Burke, Webmistress  
[alex@alexandraberg.com](mailto:alex@alexandraberg.com)  
or 831-406-0442

Lets all give a warm  
welcome to our new  
members of the guild!

#### New Members:

Dana Herz of Carmel

June Wolfe of PG

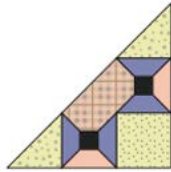
Sari Domingues of Salinas

Shannon McMillan of Salinas



## Empty Spools "Walk About"

TAKE A WALK ON  
THE Wild SIDE....Wild  
Quilting that is!



Empty Spools Seminars has an open house during each session. You can "Walk About" and see most of the classrooms and what students are working on.

Empty Spools is at The Asilomar Conference Center in Pacific Grove (cross streets are Holman Hwy. [68] and Asilomar Blvd ). The open house starts at 4pm.

The dates are:

- February 20, 2014
- February 27, 2014
- March 18, 2014
- March 29, 2014
- May 1, 2014

Check out the Empty Spools website [www.emptyspoolsseminars.com](http://www.emptyspoolsseminars.com) or their brochure (available at Back Porch Fabrics) for more information about who's teaching when.

## March Classes at Back Porch Fabrics

For full descriptions and to register visit their website: [www.backporchfabrics.com](http://www.backporchfabrics.com)

**BINDER COVER**, Saturday, March 1, from 10:30 AM - 4:00 PM, Instructor Barbara Sayre

**FABRIC BASKET**, Sunday, March 2, from 10:00 AM - 3:30 PM, Instructor Janet Taillon

**GIRAFFE**, Friday, March 7, from 10:30 AM - 4:00 PM, Instructor Janet Taillon

**BUTTERFLY COLLAGE**, Saturday, March 8, from 10:30 AM - 4:00 PM, Instructor Elizabeth Olney

**HAND APPLIQUE**, Sunday, March 9, from 10:00 AM - 3:30 PM, Instructor Sharon Winter

**LEAF BOWL**, Sunday, March 23, from 10:00 AM - 3:30 PM, Instructor Barbara Sayre

## March Classes at Bella's

Here are all the exciting classes coming up at Bella's Studio in Monterey. For full descriptions and to register, visit their website at: [www.bellastudiomonterey.com](http://www.bellastudiomonterey.com)

### **BELLA'S THOROUGHLY MODERN QUILTING BEE**


Call (831) 920-2272 to reserve your space in any of the following

- March 1 - Scrappy Square Table Runner
- April 5 - Appliqué Easter Napkins
- May 3 - Mothers Day Spa Accessories
- June 7 - Quilted Picnic Tote

**bella's**  
STUDIO  
*Monterey's sewing, craft & design studio; where  
inspiration and creativity are set free.*

**CLASSES, WORKSHOPS, & SPECIAL EVENTS**

BELLA LOFASO BRANCATO  
140 West Franklin St., Suite 205, Monterey, CA 93940  
www.bellastudiomonterey.com,  
bella@bellastudiomonterey.com, 831.920.2272



**Back Porch Fabrics**  
*Fabulous Fabrics, Books & Quilting Tools*


**Gail E. Abeloe**

(831) 375-4453 Gail@backporchfabrics.com  
(831) 375-3755 fax www.backporchfabrics.com  
157 Grand Avenue at Central, Pacific Grove, CA 93950

*Get It Quilted!*  
*By Sharon Winter*

- ✦ Creative custom quilting on a domestic machine
- ✦ Award-winning fine hand quilting
- ✦ Binding, basting, design and quiltmaking services

*Please call for an appointment (831) 647-8769*



99 Quilt Blocks  
from Your  
Favorite Designers  
Compiled by  
Susanne Woods

**MODERN  
BLOCKS**

**NEW! Saturday Quilting Classes**

Quilting with a Modern Sensibility!  
**Bella's Thoroughly  
Modern Quilting Bee**  
1st Saturday of every month

Series starts Saturday, Feb 1st  
11:00 am to 3:00 pm

*See Classes to learn more.*

Free Pattern Demos  
Saturday, February 15  
10:30 and 2:00  
by Gail Abeloe

- \* Free Quilt Pattern
- \* Demo on how to sew the pattern
- \* Door Prize at both sessions
- \* Show and Tell

No need to sign up, just show up and enjoy the fun.

When you attend 4 demos and bring back 3 projects made with Back Porch fabrics, you will earn a free class!

Location: **Back Porch Fabrics,  
Pacific Grove, CA.**

For a class schedule, go to  
<http://www.backporchfabrics.com/>



**JOIN US  
at  
Empty Spools  
Seminars  
2014**

**Asilomar Conference Grounds**  
5-day Quiltmaking Workshops  
sponsored by:  
Gayle Wells and Suzanne Cox

held at  
**Asilomar Conference Grounds  
"Refuge by the Sea"  
Pacific Grove, California**  
**\$1330.00**  
per session

*Price includes 5-day workshop with your  
selected instructor, all meals, and lodging  
(double occupancy). Single supplement available*

|             |                 |
|-------------|-----------------|
| Session I   | Feb 16 – Feb 21 |
| Session II  | Feb 23 – Feb 28 |
| Session III | Mar 14 – Mar 19 |
| Session IV  | Mar 25 – Mar 30 |
| Session V   | Apr 27 – May 2  |

For more information write to:  
5306 Springridge Court, Fairfield, CA 94534-4005  
(707) 864-1170, phone (707) 864-1345, fax  
E-mail: [info@emptyspoolsseminars.com](mailto:info@emptyspoolsseminars.com)  
View our website brochure:  
[www.emptyspoolsseminars.com](http://www.emptyspoolsseminars.com)

## Road Trips & Local Events

### Calendar, Road Trips, and Local Fun Stuff

#### February Events

**Feb 26, Wednesday 6:30pm-9:00pm**, Pacific Grove Community Center, MPQG General Meeting *Susan Carlson*, 515 Junipero Avenue (at 15th Street), Pacific Grove, CA 93950

#### March Events

**Now - Mar 11, 10am-5pm**, Back Porch Fabrics, Freddy Moran Exhibit - *A Collection of Collage*, 157 Grand Ave., Pacific Grove, CA. Contact 831-375-4453 or [www.backporchfabrics.com](http://www.backporchfabrics.com)

**Mar 1 -Mar 2, 10:00am-4:00pm**, Sally Griffin Center, MPQG Workshop *Susan Carlson's Cutting Loose*, 700 Jewell Avenue, Pacific Grove, CA 93950.

**Mar 1 - Mar 2, 9am-4pm**, MRPS Hall, Manteca Quilters 35th Quilts and Cloth Doll Show, 133 N. Grant St., Manteca. Featuring Cathie Hoover, quilt and wearable artist, and Elinor Peace Bailey, cloth doll artist. Contact: 209-815-6754 or [quilterkat@sbcgkocal.net](mailto:quilterkat@sbcgkocal.net)

**Mar 1, 9:30am-3:30pm**, The Historic Del Monte Building, Grand Ballroom, San Francisco Bay Area Regional Button Show, Sponsored by the Golden Gate San Francisco Button Club. 2nd floor, 100 South Murphy Avenue, Sunnyvale, CA 94086. \$5 admission. Parking at CALTRAIN, across Evelyn Ave. at So. Murphy. [www.thehistoricdelmonte.com](http://www.thehistoricdelmonte.com)

**Mar 1, 10am-4pm**, San Juan Bautista, *Family Threads Demo*, 107D The Alameda, San Juan Bautista (831) 623-0200 or [familythreads.org](http://familythreads.org)

**Mar 5 - Mar 9, 9am-4pm**, *March Madness Shop Hop*, Milpitas (The Intrepid Thread); Fremont (Color Me Quilts and More); Fremont (Not Just Quiltz); Livermore (In Between Stitches); Manteca (Ladybug's Quilts); Morgan Hill (Quilts and Things); Morgan Hill (Sew Bee It Quilting); Oakdale (Quilters Cabin); San Carlos (The Laurel Leaf); San Mateo (Always Quilting); Stockton (Quilters Quarters); Tracy (Sew Many Quilts) and Turlock (Cloth and Quilts). Grand Prize of \$100 gift certificate at each shop plus \$100 gas card. <http://www.quiltinghub.com/Events/EventID/1136333>

**Mar 9 - Mar 13**, Crowne Plaza Beach Hotel, *Santa Barbara Quilting Retreats*, Ventura, California. Guest artists are Freddy Moran and Roxanne Barbieri. For details, go to <http://www.santabarbaraquilting.com/>

**Mar 14 - Mar 3, 10am-5pm**, Back Porch Fabrics, *Del Thomas Exhibit, One Quiltmaker – Many Visions*, quilts by Del Thomas. 157 Grand Ave., Pacific Grove, CA. Contact 831-375-4453 or [www.backporchfabrics.com](http://www.backporchfabrics.com)

**Mar 18, 4pm-6pm**, Asilomar Conference Center, *Empty Spools Seminar's Walkabout*, Pacific Grove, CA. Empty Spools Open House...come and see what great teachers are featured. Session 2: February 27, Session 3: March 18, Session 4: March 29, <http://www.emptyspoolsseminars.com>

**Mar 21- Mar 22, 10am-5pm**, Pasadena Convention Center, *Glendale Quilt Guild 35th Annual Quilt Show*. 300 East Green St., Pasadena, CA. Workshops and Vendor Mall. [www.glendalequiltguild.org](http://www.glendalequiltguild.org).

**Mar 22 - Mar 23, 10am-4pm**, Gateway Pavilion, *Voices in Cloth Quilt Show*, East Bay Heritage Quilters Quilt Show. 1414 Harbor Way South, Richmond, CA. Admission: 2 day is \$12; Advance tickets \$10. For info, go to [www.ebhq.org](http://www.ebhq.org).

**Mar 29 - Mar 30, 10am-4pm**, The Golden Palace, *Springtime in the Valley Quilt Show*, San Joaquin Valley Quilters Guild, Quilt Show. 2625 West Vassar Ave., Fresno, CA (just off highway 99 at Clinton Avenue on the west side of the freeway). Quilts, Door Prizes, Raffle Quilt, Boutique, Box Lunches. For info, go to [www.sjvqg.org](http://www.sjvqg.org) or Sharon Carter 559-431-0255.

**Mar 29, 4pm-6pm**, Asilomar Conference Center, *Empty Spools Seminar's Walkabout*, Pacific Grove, CA. Empty Spools Open House...come and see what great teachers are featured. Session 4: March 29, Session 5: May 1. <http://www.emptyspoolsseminars.com>

**Feb 26, Wednesday 6:30pm-9:00pm**, Pacific Grove Community Center, MPQG General Meeting *Diana McClun and Laura Nownes*, 515 Junipero Avenue (at 15th Street), Pacific Grove, CA 93950

Tina Magill, Communications Team  
[magill1242@gmail.com](mailto:magill1242@gmail.com), 831-649-1987

**MONTEREY PENINSULA QUILTERS  
 GUILD  
 PO BOX 1025  
 PACIFIC GROVE, CA 93950**

**General Meeting: Wednesday, February 26, 2014 ♦ 6:30 p.m.**

|   |   |
|---|---|
| <p><b>Location:</b><br/>                 Pacific Grove Community Center<br/>                 515 Junipero Avenue (at 15th)<br/>                 Pacific Grove, CA 93950</p> | <p><b>Meetings</b> are usually held the first Monday of the month at 7:00 p.m. Many members arrive at 6:30 p.m. for an informal social time. Please check the front page for any schedule or location change.</p> |
| <p><b>Membership:</b> New members are always welcome! Dues are \$35.00, and are due by the September general meeting in order to be listed in the current directory.</p>    | <p><b>Guests</b> are welcome. A \$5.00 fee is charged for entry and participation. Please ask your guest to stop at the membership table.</p>   |

**Pines & Needles Newsletter**

This newsletter is published monthly for the benefit of our members. It is available online at [www.mpqg.org](http://www.mpqg.org). Articles are due on the 15th of the prior month. Please send items to the editor via email at [alex@alexandraberg.com](mailto:alex@alexandraberg.com)

“Pines & Needles” newsletter editor Patty Stuart reserves the right to edit all submissions for content, length, or otherwise for publication.

Advertising Rates per Issue: \$5.00 Business Card; \$10.00 1/4 page; \$18.50 1/2 page; and \$30.00 full page. Annual rates are available. Advertisers should be quilting-related businesses.

**Privacy Policy**

Any contact information provided in this newsletter – whether phone number, email, address or otherwise – is for the convenience and use of MPQG members, our advertisers and sponsors, and sharing newsletter guilds only. The information may not be sold or used for advertising, spam, commercial or other purposes without the written approval of the MPQG Board.