

Pines & Needles



NEWSLETTER OF THE MONTEREY PENINSULA QUILTERS GUILD

APRIL 2020

MPQG.ORG

Next Scheduled

General Meeting
Monday, May 4, 2020

6:30 PM Set-up & Social time
7:00 PM Meeting

Pacific Grove Community Center
515 Junipero Avenue
(at 15th Street)
Pacific Grove, CA 93950

What to Bring:

- Name tag
- BOM
- Check or cash for workshops
- Community Quilts
- Library books
- Show & Tell
- Mini Quilts for Quilt Show Raffle

MPQG Calendar

April 28 @ 5:30 PM

Board Meeting at Monterey Library

May 4 @ 6:30 PM

General Meeting: Roderick Kiracofe, *Unconventional & Unexpected Quilts*

May 26 @ 5:30 PM

Board Meeting at Monterey Library

May 31 @ 10 AM (9:30 set up)

MPQG Workshop: *Freezer Paper Piecing — Diamonds Quilt with Tara Faughnan*
Sally Griffin Senior Center

June 1 @ 9:30 AM

General Meeting: Tara Faughnan, *Trunk Show of My Quilts*

President's Letter — April 2020



I want to start by saying I hope all of you are safely sheltering in place and quilting up a storm. This is certainly a challenging time for all of us. Our Board of Directors met via conference call to discuss the issues facing our Guild, primarily the future of our 2020 Quilt Show. After looking at the costs of alternative locations, attendance records from prior shows not during Good Old Days, additional marketing efforts that would be needed, etc., we have decided to cancel the

show for 2020. Your current and past Boards of Directors have created a reserve so that we could withstand the loss of our Quilt Show if such a crisis arose. We did discuss other activities that could replace some of the income lost by not having a Show, including an online auction of our mini quilts and a studio tour which you will hear more about as the ideas are developed. With careful management of our funds and some creative thinking, we will be able to sustain our programs until we are again able to hold our Show.

As you look through this newsletter, you will find many updates regarding Guild activities so I encourage you to read it carefully.

Keep quilting,

Sherrill

quiltersherrill@gmail.com

MPQG Membership



Welcome three new members this month: Nina Ashton of Carmel, Erin Michael Dunn of Monterey, and Joy Steinecke of Pacific Grove. Welcome back Marie Costa of Aptos, who is rejoining MPQG after a brief hiatus. We're thrilled to have you as members of our vibrant quilting community!

Linda Branting
brantinglm@me.com
650-703-0531

Quilt Show Update

As the 2020 Quilt Show is now officially cancelled, here are a few items to update you on:

- **We want to see your Show Quilts!!!** Thus, Programs and Activities are working together to do an Exhibit / Show & Tell at our July 6th meeting which is already appropriately titled, *Highlighting Quilters from Membership!* We will bring you updates on how this program will work as we get closer to July 6th.
- **Judging Fees** - Debbie Biller and her team are planing to return the judging fees to you at our next guild meeting (unless you choose to make your paid judging fee a donation to the guild). If you would like to get your paid judging fee returned now or sooner, please contact Debbie Biller at mtj_monk@yahoo.com to make arrangements.
- **Party Tickets** - We will return the cash you paid for the party at our next guild meeting. Bring your tickets and you will receive your cash. If you need the money sooner, please let me know.
- **Mini Quilts** - Please continue to turn in a Mini Quilt — The "How" is to be determined. The plan is to create an Online Mini Quilt Auction with these. We do need a Committee of 2-4 people to develop a plan and create this Online Auction — you will need to have some computer skills; take photos of these quilts; create starting auction prices; etc. Please contact me or Sherrill if you are willing to be on this committee.

Thank you all for your understanding and all the work that everyone has put into making this the best show yet!

Kathrin Brown, Programs
kathrin.brown@gmail.com

Last Chance — 2020 Raffle Quilt

As you can imagine, it has been a challenging time for marketing our Opportunity Quilt. The displays for the second and third sessions at Empty Spools and also the display at Back Porch Fabrics were cancelled due to the closures. A real hero in the marketing efforts is Cece Larsen who has kept the quilt hanging at Chamisal.


The MPQG Board has decided that our opportunity Quilt drawing will be held on April 15. If we are still in social distancing status, I will draw the winning ticket at my home and have the event videotaped to be shared.

WHAT DOES ALL THIS MEAN TO YOU???

1. Since you will not have the opportunity to purchase tickets at our quilt show, please contact me if you want more chances to win this beautiful quilt.
2. Your deadline for turning in your raffle tickets is fast approaching. There are still approximately 70 members who have not returned their tickets.

The opportunity quilt is a substantial support of the Guild for our programs and workshops. Please, please, please help by sending in your tickets.

Drawing to be held April 15th



Rita Jacques
(360)561-6296
ritaj6987@gmail.com

Upcoming Workshop

Sunday, May 31 Workshop with Tara Faughnan Freezer Paper Piecing — Diamonds Quilt

Learn how to create freezer paper foundations for precision piecing. This technique is similar to paper piecing but foundations are reusable and there is no tearing out bits of paper afterwards! We will use the Diamonds quilt to learn the technique and achieve precise points. We will discuss how to apply it to many other patterns. In this class we will also look at the use of value and color to create visually complex quilts from the repetition of a simple block [Tara is known for her creative use of color and placement].

Use solids or prints - although the sample is in solids, it works great in prints!

This is a unique opportunity for our guild. Don't miss out!

Registration is open now!!! Find [sign-up form](#) and workshop information at mpqg.org/workshops.

Contact Carole Olsen for more info: caroleolsen@gmail.com.

Note: *New workshop policy — Full refund is available ONLY if workshop is canceled or notice of 90 days or more is given. Otherwise, fee is refunded only if class is canceled or the vacancy can be filled.*



Carole Olsen
caroleolsen@gmail.com
831-375-7881

Kellie Willey “Little Quilts, No Big Deal” Workshop



UPDATE ON 2019 "CELEBRATE" CHALLENGE QUILTS DISPLAY AT BACK PORCH FABRICS

As we have done in the past, the Challenge Quilts have gone as a group from the quilt show over to Back Porch to be displayed. However, since we aren't having the show this year, things need to be done a little differently.

Gail Abeloe still wants to display your 2019 "Celebrate" Challenge Quilts beginning May 1. At this time, Gail is planning to reopen Back Porch on April 9, and we ask that you please drop your quilts off there between April 9 - 27. If there is a delay in reopening Back Porch we will notify everyone via an eblast.

In the meantime, stay safe and well.

The Challenge Committee

Linda Garofalo

linda.garofalo27@yahoo.com

Mary Kay Hamilton

marykayhamilton@att.net

Phyllis Martin

downfieldpm2@gmail.com



Community Outreach

Charity Not on Hold

So much time on our hands, and pent up energy, is finding outlets for many things. The idea of making face masks looked promising, however there are not many places accepting them because they don't protect our front-line workers adequately. Because of the shelter in place order it is not feasible to make masks a Guild project. I would encourage individuals to find appropriate places and people to reach out to, be creative in your ideas, and open yourself to all possibilities.

Terann Carr
831-375-7881

So You Want to Quilt

Have I got a kit for you! Now that you have the time. I am cutting batting for a number of quilt tops, some are long-arm ready! The kit contains top, back, binding and batting. And I can safely deliver, or you can come way out to Laguna Seca where I live off Laureles Grade. And if you are working on a top for charity I will cut batting to the right size and you can finish it as well. Simple straight-line machine quilting is great; you don't have to get fancy. And it is good practice. If you submit a top to be made into a kit, it would be great if you also supplied backing and binding.

Also remember our Tying Event in September. Now is the time of year I usually start saving tops that would lend themselves to tying. They are usually simple designs with minimal bulky intersections. The batting we use can be tied no further apart than six inches, so plan accordingly.

A good size would be anything that would fit on our tables, where we lay them out to tie. Two six foot, or two eight foot tables, are put together to make a square. For CASA younger kids size could be 36" X 45". For the older CASA kids, and dialysis patients, we do lap quilts, which can be 41" X 60" or a little larger. And remember the guys! We are so often drawn to feminine colors and subjects.

Thank you for all you are doing to encourage others.

Terann Carr
831-375-7881

Small Project — Tic Tac Toe

Do you have extra time on your hands right now? Following are some small projects to consider during our isolation. As you complete a project, describe it in the appropriate Tic Tac Toe box — or draw it or even attach a tiny photo — so you'll have a record of your accomplishment. Turn your game page in at our first guild meeting as well as any mini quilts or pincushions you're donating for our raffle and you will receive recognition and be entered into a drawing for a VERY SPECIAL PRIZE.

- Mini quilts to donate for the guild's on-line raffle. Planning in progress...you'll be hearing more about this as it develops.
- Pin cushions are small enough to make use of your tiniest scraps and they're wonderful gifts to have on hand. Donate one to the guild's on-line raffle...yes, it's a new raffle donation category! Great book full of ideas: *Pin Pals* by Carrie Nelson
- Name tag to wear at guild meetings. Is yours looking tired? It's time for an upgrade.
- "Pick a Color" Guild Challenge Quilt. At 18"x18" this is our biggest small project and you know you want to be part of it this year!
- Block of the Month — Butterfly Block

Linda Branting
brantinglm@me.com
650-703-0531

"Pick a Color" Challenge Quilt	Block of the Month	Mini Raffle Quilt
Mini Raffle Quilt	Free	Pin Cushion
Pin Cushion	"Pick a Color" Challenge Quilt	Name Tag

Block of the Month — April 2020

* Butterfly Block *



Here is an easy block to make before the next guild meeting. It's a modified block from Missouri Star Quilt Company which has a tutorial [here](#).

Materials Needed

Butterfly Wings

(3) 2" x 21" strips - use three different but coordinating fabrics - bright batiks are a great choice

Background

(8) 2" x 2" squares in light to white

Butterfly Body

(1) 1" x 9.5" strip in dark

Note: use 1/4" seams

ASSEMBLY NOTES:

1. Sew the three strips together on the long side with a 1/4" seam. Press seams open. The width should be 5" now. Cut four 5" squares from the wide strip. (Since it was a 21" strip, there is a bit of room to straighten the ends and have a scrap.)
2. Lay out the four 5" squares as in the photo - top two squares are horizontally and bottom two are vertically striped.
3. Take the eight 2" squares and fold in half on the diagonal and press to get a diagonal crease. Place each square onto the 5" square in the positions shown. - Pay attention here. Each square is on opposite corners and different from the other 5" square.
4. "Sew & Flip" method: Sew on the diagonal crease and press to the corner for all eight pieces. Layout the four squares and ensure the corner pieces meet according to picture. When ensured, trim excess corner fabric. Square up if needed.
5. Sew top right square to bottom right, then sew the left side. Press seams open.
6. Sew dark body piece in the middle. Press seams to the body.
7. Block should measure **10" wide x 9.5" high**. Square up if needed.



Admire and make another if you enjoyed it!

Contact kathrin.brown@gmail.com if you have any questions.

Bring BOM to May 4th meeting

Remember, we appreciate DIFFERENT blocks. If you make multiple blocks, please use different fabrics. This BOM is due at the guild meeting on **May 4, 2020**.

More info on the BOM at www.mpgg.org/block-of-the-month.htm

PICK A COLOR – 2020 Quilt Challenge



SIZE: 18" by 18" square
SUBJECT: Pick a color for your quilt!
Any Color you want!

Use as many shades of that color, but the predominant color must be at least **80%** of the quilt.
When you look at your quilt it must read the main color you have chosen,
(**blue, pink, yellow, purple, green, etc. . .**)

It can be any style you want: art, favorite block, applique, pieced, collage, embellished.

FABRIC: Entirely your choice.
DUE: August 3, 2020 at the MPQG meeting.

Your quilt must have three layers: top, batting & back, a 4" sleeve for hanging, and a label on the back to include:

Your name
Your quilt's name
2020 MPQG Challenge

Quilts will be displayed at:

- * August Guild meeting
- * 2020 Monterey County Fair
- * 2021 MPQG Quilt Show

The Challenge Committee


Linda Garofalo
linda.garofalo27@yahoo.com

Mary Kay Hamilton
marykayhamilton@att.net

Phyllis Martin
downfieldpm2@gmail.com



Yellow



Blue

March Show & Tell



Kathrin Brown



Claudia Gano



Tamberly Petrovich



Regina Link


March Show & Tell — cont.



Linda Branting



Carole Brower



Carole Brower



Marilyn Pospishil-Greve

MPQG Friendship Groups



These groups are open to all MPQG members. Please contact the member listed below. Or contact me, if you would like an introduction to a group, or if you need help forming a new friendship group.

Marjorie Longo
831-624-8649
frumml@aol.com

<p>Carmel <i>Tea Timers</i> Meets Wednesday 1:30 to 3:30 p.m. Pat Tillson, 831-625-4123 All levels meet to do handwork.</p>	<p>Carmel <i>Out of the Box Quilters</i> Meets the 2nd and 4th Thursdays 1:00 - 4:00 p.m. Marjorie Longo, 831-624-8649 All levels meet to sew, discuss, and create.</p>	<p>Laguna Seca Area <i>No Strings Attached</i> Meets the 3rd Tuesday 4pm-6pm Chamisal Bistro - Happy Hour Robles Road Corral De Tierra CA Cec Larsen, 235-0456</p>
<p>Carmel Valley <i>Cut-Ups</i> Meets the 1st Thursday 12-4pm, St. Dunstan's Church; Liz Rondelle, 831-601-0330 Meets to sew, share mini demos, group challenges, and charity quilts. Large tables available.</p>	<p>Mid Carmel Valley <i>Valley Girls</i> Meets the 3rd Thursday 1:00 to 4:00 p.m. Diana Vorne 247-7635 All levels meet for sewing and some group projects.</p>	<p>Monterey <i>Stitch and Dine</i> Meets the 2nd Tuesday 3:00 - 6:30 p.m. Gudny Campbell, 831-372-6369 Sewing and dinner.</p>
<p>Laguna Seca Area <i>Charity Quilt Friendship Group</i> Meets the 3rd Friday 9:30 a.m. to ?? Terann Carr, 831-375-7881 All welcome to participate.</p>	<p>Salinas <i>Que Sera Sera</i> Meets every Monday, 11-2pm Active Seniors, Inc. Susan Riddoch, 831-449-6315 Focus on embellishments.</p>	<p>New Monterey <i>Friends of Fred</i> Meets the 3rd Monday 7:00 - 9:00 p.m. Regina Liske, 831-333-9302</p>

Empty Spools at Asilomar — 2021 Registration

The remainder of the 2020 Empty Spools seminars have been cancelled.

Start planning for next year! Registration opens Monday, May 4, 2020.

View the list of instructors and session dates here: [2021 ARTIST-FACULTY](#)

Our Merchants

Shop *FIRST* at our advertisers. They can't live without our support and we sure can't live without them!
When shopping at the following businesses, thank them for supporting our guild.



Back Porch Fabrics

Fabulous Fabrics, Books & Quilting Tools

Gail E. Abeloe


(831) 375-4453

(831) 375-3755 fax

157 Grand Avenue at Central, Pacific Grove, CA 93950

Gail@backporchfabrics.com

www.backporchfabrics.com



Holly Casey Quilts

Custom Longarm Machine Quilting

45335 Vista Place
King City, CA 93930
(831) 385-3374

www.hollycaseyquilts.com
holly@hollycaseyquilts.com



SANTA CRUZ
VAC & SEW

806 Ocean Street
Santa Cruz



Machine Medics

831-479-8117

Sewing Machine Repair
Karen and Luis Gonzalez

www.machinemedicssc@gmail.com

P.O. Box 605

Capitola, CA. 95010



Sewing Machine Service & Repair

Located in Spreckels, CA

{831} 235-3434

jthesewtech@gmail.com

   @jessthesewtech

Empty Spools Seminars 2020

QUILT-MAKING WORKSHOPS

Asilomar Conference Grounds · Pacific Grove, California

REGISTRATION NOW OPEN

Calendar, Road Trips, and Events

Due to the statewide shelter in place order, many activities have been postponed or cancelled. Check with event sponsors for updated information on specific events.

Current Exhibits

San Jose Museum of Quilts & Textiles, 520 S. First Street, San Jose, CA. sjquiltmuseum.org

**SHIRLEY CUNNINGHAM AND MARIANNE LETTIERI: NEVER ENDING THREAD
INSIDE OUT: SEEING THROUGH CLOTHING**

Currently closed until Apr. 7 — show to close Apr. 12

Thru April 29

Quilts from the Thomas Contemporary Quilt Collection at Back Porch Fabrics, 157 Grand Avenue, Pacific Grove, CA. backporchfabrics.com

May 2-June 30

Celebrate! MPQG Challenge Quilts at Back Porch Fabrics, 157 Grand Avenue, Pacific Grove, CA. backporchfabrics.com

May 12

Living in Color - The Color Duets of Kaffe Fassett and Erin Lee Gafill at Monterey Museum of Art, MIIIS Irvine Auditorium, 499 Pierce Street Monterey, CA. living-in-color-the-color-duets-of-kaffe-fassett-and-erin-lee-gafill-tickets

July 18-19

Piecemakers Quilt Guild — Legacies of Love 2020 Quilt Show. Dominican Center, 43326 Mission Circle, Fremont, CA. piecemakersguild.org

Aug 22-23

2020 Voices in Cloth — Extraordinary Quilts by the Bay. Presented by East Bay Heritage Quilters. Craneway Pavilion, 1414 Harbour Way South on the Richmond Waterfront. ebhq.org/quilt-shows/vic2020



Pines & Needles Newsletter

It is available online at www.mpqg.org. Articles are due on the 15th of the prior month. Please send items to the editor, Karen Wagner, via email at kwags525@gmail.com. *Pines & Needles* newsletter editor reserves the right to edit all submissions for content, length, or otherwise for publication.

Member Advertising Rates per Issue: \$5.00 Business Card; \$10.00 1/4 page; \$18.50 1/2 page; and \$30.00 full page. Annual rates are available. Advertisers should be quilting-related businesses.

Privacy Policy

Any contact information provided in this newsletter - whether phone number, email, address or otherwise is for the convenience and use of MPQG members, our advertisers and sponsors, and sharing newsletter guilds only. The information may not be sold or used for advertising, spam, commercial or other purposes without the written approval of the MPQG Board.