

Pines & Needles



Newsletter of the Monterey Peninsula Quilters Guild
www.mpqg.org

MAY 2019

General Meeting Monday, May 6, 2019

6:15 AM Set-up & Social Time
7:00 PM Meeting

Pacific Grove Community Center
515 Junipero Avenue
(at 15th Street)
Pacific Grove, CA 93950

What to Bring:

- Name tag
- BOM
- Tic-Tac-Toe Project
- Community Quilts
- Library Books
- Show & Tell

Next Meeting

Monday, May 6, 2019
7 PM

Speaker: Philippa Naylor
Making Award Winning
Quilts - Secrets to Success



Born in Yorkshire, England, Philippa discovered a love of sewing and knitting as a child. A second-hand sewing machine for her thirteenth birthday enabled her to progress from making dolls clothes to full sized garments for herself, family and friends. After training to be a clothing designer she worked in industry for five years designing lingerie for Courtaulds Clothing. After this she moved to Dhahran Saudi Arabia with her husband Peter, who at the time was working as an English language teacher. Here she set up a business making bespoke wedding and evening dresses, and had two sons Daniel and Benjamin.

A chance meeting, in Saudi Arabia, in 1996 led to a short quilting course, after which clothing became less interesting and quilting an all-consuming passion. It is only in the last few years the Philippa has been making garments again, other than fancy dress costumes for her sons!

Lecture: "Making Award Winning Quilts. Secrets For Success" Philippa tells you all about her quilt making journey, starting with the tiny hand sewn dolls' dresses she made as a child through to what is in her sewing machine right now - and everything else in between! Find out about the inspiration, the materials & techniques and the stories behind each piece of work. Everything you wanted to know about making original quilts for exhibition is illustrated, in detail, in this "Quilter Tells All" lecture.

Phyllis Martin, Program
downfieldpm@gmail.com, 949-243-651

MPQG Calendar

April 30 @ 5PM
Board Meeting at Asilomar

May 6 @ 7PM

General Meeting: Philippa Naylor-
Making Award Winning Quilts.

May 28 @ 6PM
Board Meeting at Monterey Library

*June 10 @ 10AM

General Meeting: Jane Haworth -
Living a Creative Life
* SECOND MONDAY

July 1 @ 7PM

General Meeting: *An Evening with*
Members - Highlighting Two Mem-
bers

Bus trip to PIQF on October 18 anyone?

Below is a link to Tours of the Salinas Active Seniors'. Scroll down to find the Friday, October 18 tour. There's a printable form to reserve your seat on the bus. At \$49, this trip is a bargain that covers the bus trip and the PIQF admission. Participants can pack a brown bag lunch or eat at the Convention Center.

<https://www.activeseniorsinc.org/tours>

President's Letter - May 2019

by Rita Jacques, stan2rita@sbcglobal.net, 360-561-6296

A gigantic thank you to everyone who participated in the 2019 Quilt Show during Good Old Days. It was an unqualified success. The quilts were beautifully displayed. Kathrin Brown, once again, put together an exemplary team of Program Chairs to head up the show.

I'm not sure how Linda Branting does it, but no matter how many quilts (this year there were 200) nothing seems crowded. Quilt reception and release went without a hitch - thank you Regina. I can't remember a time when set-up and tear down went so smoothly - thank you Patricia. The mini-quilts were beautifully displayed - thank you Donna. Our Friday night reception was fantastic - Thank you Stella. I could go on and on, because everyone did a fantastic job in volunteering their time.

Mary Ellen Parsons' design of the beautiful 2019 Raffle quilt was admired by everyone. Noreen Nance and Janet Taillon did a fantastic job of marketing the quilt throughout the year. I suspect it will be the most successful Raffle Quilt, although I haven't looked at comparisons for other years yet.

Now it is time to look forward. Our Raffle Quilt for 2020 has already been completed and you will get your first look at our May meeting. We will need a marketing manager for this year. Noreen and Janet have all the information needed for whoever takes on this job.

Meanwhile, enjoy our beautiful spring weather. Get outside, take some deep breaths, meditate in the sunshine and enjoy the satisfaction of knowing that you all contributed to a wonderful event.

Rita



Another Stunning Show

by Kathrin Brown, kathrin.brown@gmail.com

Quilts and display were fabulous. Attendance was steadily busy on all three days. And all went smoothly. If you were unable to attend, check the MPQG Facebook page to see pictures of the ribbon winning quilts.

A HUGE Thank You to all our volunteers and especially to our committee chairs who worked tirelessly. We couldn't have done it without you. Phyllis Martin (Admission); Stella LePine (Awards Party); Linda Branting & Phyllis Martin (Design); Liz

Rondelle & Terann Carr (Garage Sale); Chris Beach (Treasurer); Patricia Brown (Hanging & Dismantling); Debbie Biller, Judi Brown, June Wolfe (Judging); Sharon Winter (Data Entry); Carole Olsen (Library Display); Donna Foote (Mini Raffle); Marie Faile (Parade); Dru Hammond (Programs); Maia Liddle (Publicity); Regina Moore & Sherrill Ash (Quilt Reception & Return); Cec Larsen (Transportation); Janyce Anderson (Viewers' Choice); Joan Costello (Volunteer Coordination); Donna Applegat (White Gloves); Noreen Nance & Janet Taillon (Raffle Quilt Marketing).

Quilt Show Ribbon Winners

CATEGORY	AWARD	QUILT MAKER	NAME OF QUILT	Quilter
Best of Show		Linda Garofalo	Where Lollipops Grow	Holly Casey
Judge's Choice		Carole Olsen	Zoe, The Blue Zebra	
Challenge Quilt Judge's Choice		Gudny Campbell	Bubbles	
Youth Awards	Roger Chatterton & Los Arboles Middle School Vivienne Bishop	Gudny Campbell	Roger's Drawings Trees of Knowledge Wild Horses	
1. Traditional, Hand-Quilted, Large	First Second Third Honorable Mention	Catherine McGovern Ginger Ramirez not awarded Liz Rondelle	Trick or Treat Grandmother's Flower Garden Modern Squares	
2. Traditional, Machine-Quilted, Large	First Second Third Honorable Mention Honorable Mention	Sally Miller Yo Matsuda Debbie Biller Sharon Winter Kathleen Clancy	Dresden Plates 2 Emperor's Garden Sunset French Braid Totally Triangles Turquoise is My Favorite Color	
3. Traditional, Hand-Quilted, Small	First Second Third Honorable Mention Honorable Mention	Donna Foote Linda Garofalo Janyce Anderson Janyce Anderson Marianne Tatum	Monarchs, Marsh Marigolds and Cattails Thistle Weight of Love Bohemian Gardens Happy Little Fishes	
4. Traditional, Machine-Quilted, Small	First Second Third Honorable Mention Honorable Mention Honorable Mention	Sherrill Ash Christine Beach Sharon Winter Karen Balch Wagner Sharon Winter Karen Balch Wagner	Anna Moonflowers Yellow One Block Wonder Strutting About Rotary Cutting Revolution Every Which Way	
5. Top by One, Quilted by Another, Large	First Second Third Honorable Mention Honorable Mention	Linda Garofalo Cindy Brown Linda Branting Johanne Karvelson Johanne Karvelson	Where Lollipops Grow Face Off Delilah Kim's Scrap Quilt Mediterranean Hexagon	Holly Casey Sheila Connolly Holly Casey Lois Gagnon Lois Gagnon
6. Top by One, Quilted by Another, Small	First Second Third	Phyllis Martin Cindy Brown	Favorite Books Kirsten's Dress Shop	Holly Casey Sheila Connolly
7. Special Quilt Tech Large	First Second Third	not awarded Sally Miller not awarded	Artful Leaves Quilt	
8. Special Quilt Tech Small	First Second Third Honorable Mention Honorable Mention	Yo Matsuda Carol Olsen Linda Branting June Cornell June Cornell	The Emperor's Closet Serendipity Northern Stars Fowl Play Bees Buzzing Around in Circles	

Ribbon Winners continued

CATEGORY	AWARD	QUILT MAKER	NAME OF QUILT
9. Group Quilts	First	Janyce Anderson	BOM Neighborhood
	Second	Sally Miller	Sunbonnet Sue Finally Becomes a Quilt
	Third	Kathrin Brown	Trees
10. Kit Quilts	First	Phyllis Martin	Paper Garden
	Second	not awarded	
	Third	not awarded	
	Honorable Mention	Carolyn Cain	Stormy Sea
11. Modern Quilts, Lar	First	Kathrin Brown	Transparencies
	Second	Sherrill Ash	Arabesque Spiral
	Third	Carole Olsen	Zoe, The Blue Zebra
	Honorable Mention	Catherine Toth	Wherever the Wind Takes Us
	Honorable Mention	Sherrill Ash	Modern Rings
12. Modern Quilts, Sm	First	Linda Branting	Whirlpool
	Second	Janet Taillon	Color Block
	Third	Kathrin Brown	Kreise
	Honorable Mention	Regina Moore	Fun with Fabrics
13. Art Quilts, Large	First	Joan Costello	Sunset on Monterey Bay, Fog Lifting
	Second	Carole Olsen	The Albino Deer
	Third	Barbara Boyer	Moving Forward
	Honorable Mention	Claudia Gano	Arroyo Seca Vineyard
14. Art Quilts, Small	First	Janet Taillon	Las Casas de Antigua
	Second	Carmay Knowles	California Poppies-Santa Ynez Valley
	Third	Carmay Knowles	O is for Octopus
	Honorable Mention	Cindy Brown	The Girls
	Honorable Mention	Linda Garofalo	You Are What You Eat

See all First Place Quilts on our [website](#). See all ribbon winning quilts on [Facebook](#).



Judge's Choice:
"Zoe, The Blue Zebra"
by Carole Olsen



Judge's Challenge Choice:
"Bubbles"
by Gudny Campbell



The Winner of "What a Hoot",

2019 MQPG Raffle Quilt, is **Cheryl Wecker**, here with designer and maker Mary Ellen Parsons. Cheryl lives in Carmel Valley and is a Parsonage Wine Club member; she bought her tickets in the tasting room.

"Cheryl has many, many old and not quite so old quilts displayed in her home, made by three aunts who lived in Kentucky. She has picked out a good place, without any direct sunlight, to hang [her newest one]. And, she is thrilled."

Mary Ellen

Saying Goodbye to a "Liberated" Legend

Sadly, **Gwen Marston** passed away last week at the age of 82 at her home in Beaver Island. Meg Cox wrote, "One of the lessons she spread was that we should all be liberated quilt makers, trusting exuberantly to our own instincts and styles."

The photo on the right was taken during her workshop in Pacific Grove teaching MPQG in February 2015.



Community Outreach and Fundraising

Quilts to Fire Victims

by Terann Carr, 831-375-7881

In April 16 quilts and five pillow cases were sent to the fire victims, we are now concentrating on the Camp Fire in Paradise. We have sent a total of 84 quilts to northern California. This doesn't count any that were sent directly by members. Thank you so much for your continued support. It will take a long time to reach everyone who deserves a comforting quilt, so we will keep sending as long as you are interested.

Successful April Students with their market bags:

CQFG Sew-In


by Terann Carr, 831-375-7881

Save the fourth Friday in May, instead of the third, for the CQFG Sew In. I have to postpone for a personal reason. We will meet at my home near Laguna Seca. I have some labels to do or bring a project you are working on. I have sewing machines to use too. That's May 24th, 9:30 am through lunch time. Call if you need directions..

Quilting 101 at Chamisal

by Cec Larsen, 831-484-1135

The next class is on **Wednesday, May 15, at 12:30pm**. Liz Rondelle will have students make potholders for the grilling season. Class: \$25. Kit: \$10. To sign up contact Cec Larsen. Class is held at Chamisal, 185 Robley Rd, Corral De Tierra, CA 93908.



Guild News and Activities

Color-Spumoni Workshop with Christine Barnes Sunday, August 4, 2019

Sign ups are open for our August 4th, one-day workshop.

Here is how Christine describes the workshop: It was love at first sight—on Pinterest, no less—when I first saw this graphic block, often with the name of Japanese X and Plus block. What an opportunity for creative work with color! Each block is its own cohesive "color story" and could easily stand alone. Put nine different-colored blocks together, and the bold (*almost* chaotic) pattern comes alive. The workshop begins with the concepts essential to making each block read—color, pattern, and value. I do a demo on cutting and piecing the block, which is a cinch even for beginners. It's fast, and it's fun!



Contact Linda Garofalo for more info: linda.garofalo27@yahoo.com.

Nominations

by Sherrill Ash, quiltersherrill@gmail.com

It's that time of year when we begin to think about who will be leading our Guild activities in the coming year. I have been talking to Board members and a few Committee chairs to determine who is interested in continuing and who is not. If you have not heard from me yet, please feel free to contact me directly.

I want to hear from you if you are interested in serving the Guild in a particular position or are open to suggestions. Also let me know if you can recommend someone for a position, I don't know everyone. We love to get new people involved so there are fresh perspectives.

The new slate will be presented in July, voted on in August, and take office in September.

Some of the positions we are recruiting for are:

- President - two-year term
- Community Outreach - two-year term
- Raffle Quilt Marketing

Please contact me with any thoughts.



Membership News

by Linda Branting, lmbranting@aol.com, 650-703-0531

We welcome five new members to MPQG this month: Carole Brower and Jacklyn Graham of Carmel, Taffra Mayo of Salinas, and Christi Sutphen and Carol (Carrie) Miller of Pacific Grove. Carole, Jacklyn, Taffra, and Christi joined us for our terrific April meeting featuring Kathy Doughty, and Carol joined us at our quilt show. We look forward to getting to know you all.

Guild News and Activities cont.

2019 Guild Challenge: CELEBRATE

by Linda Branting, brantinglm@me.com

Size: 18 inches x 18 inches square

Subject: A holiday of your choice! Do you look forward to celebrating a particular holiday? This is your opportunity to celebrate that day with a small festive quilt.

Fabric: Entirely your choice!

Due: August MPQG Guild Meeting — **6:30pm, Monday, August 5th.**

Stop by the Guild Challenge table at the next meeting and pick up a sleeved page about the challenge and due date. They will be available only as long as our initial supply lasts.

Yes! You may make more than one "Celebrate!" Challenge quilt. Each challenge quilt should celebrate just **one** holiday, however.

Linda Garofalo, Linda Branting and Mary Kay Hamilton
2019 MPQG Challenge Committee

P.S. See full instructions on our [website](#).

2019 UFO is Stashbuster's Tic-Tac-Toe

by Donna Appleget, jaappleget@aol.com, 831-324-4316

Congratulations to Sharon Winter for winning our April drawing. The next drawing will be In July. Everyone who has two Tic Tac Toes on their game card will be entered onto this drawing. Thank you to all the participants! In just three months, you have donated 14 heart pillows to support breast cancer patients. You have donated 13 comfort quilts to our charity group. And, 12 mini quilts have been donated to our quilt show raffle. Your amazing efforts are greatly appreciated!

Stash Buster's Tic-Tac-Toe

Mini-quilt for "Quilts By The Bay" Raffle	2019 Challenge Quilt • Guild • Friendship Group • On-line	Heart Pillow Cover
Surprise! small gift project	FREE SPACE	Re-purpose an Orphan Block
Make a Block of the Month	Finish a UFO or WIP	Comfort Quilt for guild charity



**The April Blocks of the Month
"Polka Dot Pinwheels"**

were won by Maria Taschner

Congrats & Enjoy!

April Show & Tell



Chris Beach



Nancy Ogimachi



Sally Miller



Linda Branting



Cherryl Murphy, guest, visiting from Great Lakes Heritage Guild



New Member: Ann Quamen

Block of the Month: May 2019

* Large Flying Geese*



Here are the instructions to make four large flying geese in the “4 at Once No Waste Method”. You will need one large square and four smaller squares in different colors for some scrappiness. Here is the tutorial and other sizes: <http://www.modabakeshop.com/2018/09/building-blocks-4-from-1-flying-geese.html>

Materials Needed


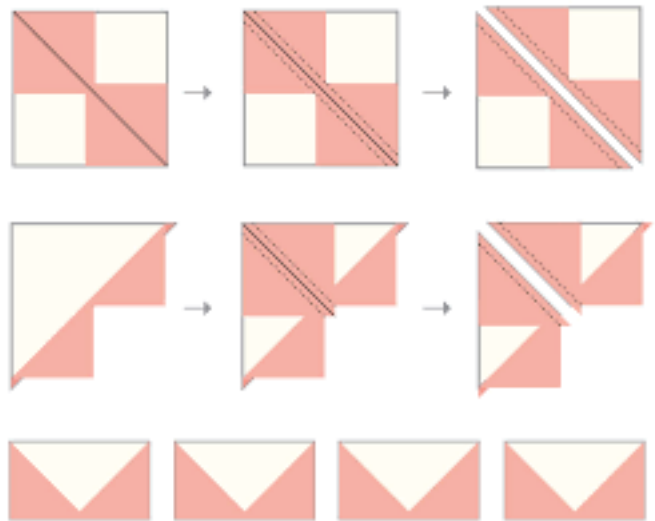
One 9 1/4” squares of black or dark gray fabric

Four 4 7/8” squares in four different bright colored fabric

Note: All seams are 1/4” unless noted otherwise.

Instructions

1. With a pencil draw a diagonal line on the back of each of the four smaller squares.
2. Place two of the small squares on the large black/grey square face down (right sides together) in opposite corners, lining up the diagonal lines.
3. Pin the squares to hold them in place and sew a **scant 1/4” seam** on both sides of the drawn diagonal line.
4. Cut unit in half on drawn line. Press seam allowance toward small triangles.
5. Place another small square in the corner of each “goose” unit and sew scant 1/4” seam again on both sides of the drawn line. Cut on the line and press seams toward the smaller triangles.
6. You will now have four Flying Geese units. But you’re not done. Because of sewing and cutting on diagonal/bias edges, they can be a little mis-shapen. It’s important to square-up each unit.
7. Place ruler with 45 degree line on seam and measure 4 1/2” x 8 1/2” making sure to keep 1/4” seam allowance at the top point of each goose (see photo on right).
8. Next, sew together two pairs (press seam open) to create two units that measure 8 1/2” x 8 1/2” each.



Contact kathrin.brown@gmail.com if you have any questions.

Remember, we appreciate DIFFERENT blocks. So if you make multiple blocks, please use different fabrics. This BOM is due at the guild meeting on **May 6, 2019**. More info on the BOM at www.mpgg.org/block-of-the-month.htm

Our Merchants

Empty Spools  **Seminars 2019**
 QUILT-MAKING WORKSHOPS
 Asilomar Conference Grounds · Pacific Grove, California

Classes still available: www.emptypoolsseminars.com

 **Nimble Thimble**
 A Quaint Quilt Shop in
 Beautiful Downtown Gilroy

Fabrics ★ Books ★ Patterns ★ Notions ★ Classes ★ Gifts

Over 3,000 Bolts of Fabric & Large Selection of 108" Quilt Backs
 See website for store hours.

7455 Monterey Street · Gilroy, CA 95020
 (408) 842-6501 · www.NimbleThimble.com

 **FAMILY THREADS QUILT SHOP**
 107-D The Alameda #1203
 San Juan Bautista, CA 95045
 831.623.0200
 FamilyThreads@att.net
 FamilyThreadsQuiltShop.com

Fabric • Notions • Classes
 Friendly Quilty Staff




OPEN Mon, Wed, Thu, Fri 10-5, Sat 10-3 CLOSED Tue & Sun

MODERN
handmade
 QUILTING, FABRIC, PATTERNS & CLASSES

Come visit us for all of today's current designers including
 Art Gallery, Alison Glass, Moda, Cotton & Steel, Tula Pink & more!

5403 Scotts Valley Dr. Suite F
 (831) 713-5912

Hours: Tuesday - Saturday 10-5, Sunday 12-5
www.modernhandmadesupply.com

 **Back Porch Fabrics**
Fabulous Fabrics, Books & Quilting Tools

Gail E. Abeloe

(831) 375-4453 Gail@backporchfabrics.com
 (831) 375-3755 fax www.backporchfabrics.com
 157 Grand Avenue at Central, Pacific Grove, CA 93950

 **Machine Medics**
 831-479-8117

Sewing Machine Repair
 Karen and Luis Gonzalez
www.machinemedicssc@gmail.com
 P.O. Box 605
 Capitola, CA. 95010





Holly Casey Quilts

**Custom Longarm
 Machine Quilting**

45335 Vista Place
 King City, CA 93930
 (831) 385-3374
www.hollycaseyquilts.com
holly@hollycaseyquilts.com

Monterey's SEWING, CRAFT and DESIGN Studio

bella's
 STUDIO



Bella Lofaso
 Owner and Instructor

831.920.2272 Studio
 831.402.1095 Cell

Calendar, Road Trips, and Events

now through May 8

Thomas Contemporary Quilt Collection. Quilts from Del Thomas' Collection. Back Porch Fabrics Gallery Display at 157 Grand Avenue, Pacific Grove, CA. www.backporchfabrics.com

May 2 & May 7

Empty Spools Seminars Walk-about/Open House 4-6pm. Pick-up map at Merrill Hall at Asilomar Conference Center. www.emptyspoolsseminars.com

April 20 - July

**H2OH!
THE MARBAUM COLLECTION: VARIATIONS IN TECHNIQUE
KRISTEN MARTINCIC: SWIM CLUB
MOMENTARY & TIMELESS**

San Jose Museum of Quilts & Textiles. 520 S. First Street. San Jose, CA. www.sjqiltmuseum.org

April 27 & 28

Through the Vines Quilt Show. 2nd Annual. Vines RV Resort, 88 Wellsona Road, Paso Robles, CA. vines@sun-communicities.com

May 4 & 5

Quilts Celebrating Creativity. Santa Clara Valley Quilt Association Quilt Show. Santa Clara Valley Convention Center. 5001 Great America Parkway, Santa Clara. Hall A. Sat 10-5. Sun 10-4. scvqaquiltshow.org

May 10 - July 1

Circle Challenge. Quilts by members of Monterey Peninsula Quilters Guild. Back Porch Fabrics Gallery Display at 157 Grand Avenue, Pacific Grove, CA. www.backporchfabrics.com

May 18 & 19

Spring on the Straits. Carquinez Strait Stitchers 2019 Quilt Show. Historical Clock Tower. 1189 Washington Street. Benecia, CA. Sat. 10-5. Sun 10-4. www.cssquilter.org

June 8 & 9

Quilts for All Seasons. Flying Geese Quilters Guild Quilt Show. Soka University. One University Drive. Aliso Viejo, CA. Sat. 10-4. Sun 10-3:30. www.quiltsforallseasons.com

Pines & Needles Newsletter

It is available online at www.mpqg.org. Articles are due on the 13th of the prior month. Please send items to the editor via email at kathrin.brown@gmail.com. *Pines & Needles* newsletter editor Kathrin Brown reserves the right to edit all submissions for content, length, or otherwise for publication.

Member Advertising Rates per Issue: \$5.00 Business Card; \$10.00 1/4 page; \$18.50 1/2 page; and \$30.00 full page. Annual rates are available. Advertisers should be quilting-related businesses.

Privacy Policy

Any contact information provided in this newsletter - whether phone number, email, address or otherwise is for the convenience and use of MPQG members, our advertisers and sponsors, and sharing newsletter guilds only. The information may not be sold or used for advertising, spam, commercial or other purposes without the written approval of the MPQG Board.