

Pines & Needles



NEWSLETTER OF THE MONTEREY PENINSULA QUILTERS GUILD
WWW.MPQG.ORG

General Meeting Monday, April 4, 2016

6:00 PM Set-up
7:00 PM Meeting

Pacific Grove Community Center
515 Junipero Avenue
(at 15th Street)
Pacific Grove, CA 93950

What to Bring

- Pen and calendar to volunteer
- Check or cash for workshops, raffle tickets
- Name tag
- BOM
- UFOs
- Library books
- Show & Tell



Next Meeting: Sandra Bruce Monday, April 4, 2016 *Material Matrix and the Path Taken*

Sandra is currently teaching and lecturing about *Material Matrix* which involves interpreting a gridded photograph with fabric. This process is different than other gridded photograph methods in that it involves piecing and a loose, representational style inspired by the painter, Chuck Close.

Join us to learn her tips for interpreting photographs (and avoiding the freakish pitfalls that have snared so many art quilters).

To learn about Sandra, go to www.sandrabruce.com.

Upcoming MPQG Events

April 4, 2016 - General Meeting
Sandra Bruce
Material Matrix and the Paths Taken

April 8, 9 & 10, 2016
Quilts by the Bay

April 30 & May 1, 2016 - Workshop
Karla Alexander
Blue Moon - Color Shuffle

May 2, 2016 - General Meeting
Karla Alexander
Lift the Quilts out of your Stash

*** June 13, 2016** - General Meeting
Leah Zieber
History Repeated

* *second Monday*



Seminars

**You are invited to join
Empty Spools Seminars
2016**

5-day Quiltmaking Workshops
sponsored by:
Gayle Wells and Suzanne Cox

held at
**Asilomar Conference Grounds
"Refuge by the Sea"
Pacific Grove, California**
\$1445.00
per session

Price includes 5-day workshop with your selected instructor,
all meals, and lodging (double occupancy).
Single supplement available.

Session I Feb 28 – Mar 4
Session II Mar 4 – Mar 9
Session III Mar 18 – Mar 23
Session IV Apr 10 – Apr 15
Session V Apr 15 – Apr 20

For more information write to:
5306 Springridge Court, Fairfield, CA 94534-4005
(707) 864-1170, phone (707) 864-1345, fax
E-mail: info@emptyspoolseminars.com
View our website brochure: www.emptyspoolseminars.com

President's Message for April

Quilts by the Bay

by Nora Deans, nora.deans@gmail.com, 831.760.9800

A flurry of activity resonates throughout our fiber community as we race to finish our quilts for the Guild's Quilts by the Bay show held Friday, April 8 through Sunday, April 10 this year. (<http://www.mpqg.org/quilt-show/>)

Due to the wildly popular response to our early opening last year, we're opening again on Friday from 10 a.m. to 5 p.m. to give quilters from throughout the region a chance to visit before the crowds descend on Pacific Grove's Good Old Days festivities.

One change from last year, we're not hosting a Preview Party on Friday evening as everyone will have seen and volunteered amongst the quilts all day on Friday.

On Saturday, be sure to watch for our quilted car in the Good Old Days' parade on Pine Avenue again this year! To wet your appetite for quilts on display, you can see a mini exhibit of Guild members' quilts at the Monterey Public Library through April 11. Thank you, Claudia Sammis, for pulling together the exhibit to promote the Guild and quilt show.

Adding to the quilting creativity swirling around us, Empty Spools Seminars is in town and a number of our members are enrolled in the week-long workshops at Asilomar. Inspiration abounds during the "walk about" each week, when we can visit each classroom, talk to the instructor and see everyone's quilts-in-progress before they head back home. You'll find the schedule for the walk-about in this newsletter on page 9.

The Quilt Show Committee once again has everything under control but there's still time to volunteer – see Dee Davis' plea on page 3. Whether I'm selling tickets at the raffle quilt, white gloving it for the curious, or helping at the admissions desk, I always find it invigorating to listen to quilters and non-quilters alike as they admire the show. Bring your calendar to the April 4th member meeting for the last chance to sign up for open slots.

The week before the show, we'll gather to learn from our member meeting speaker, Sandra Bruce talk about interpreting photographs into quilts. I'm looking forward to seeing you there!

Cheers,
Nora L. Deans

Board Minutes

By Bonnie Tomscheck,
b_tomscheck@yahoo.com

The MPQG Secretary, Bonnie Tomscheck, takes and prepares the minutes from the monthly board meetings. These minutes are posted on the MPQG web site. The January 2016 minutes were recently approved. Read minutes here: www.mpqg.org/business/board/.

Board Projects: April 2016

- Meeting: Lecture
- Quilt Show held during Good Old Days, April 8-10
- Choose the winning ticket for the Raffle Quilt
- Take-down Monterey Library display by April 16
- Call for Challenge Quilt Designs
- Assemble next Raffle Quilt and submit quotes for quilting
- Board meeting on Tuesday, March 29, 2016, 6 PM
- Updates and announcements to communications the 10th of the month

Next Workshop: Karla Alexander

Saturday, April 30, and Sunday, May 1, 2016

Blue Moon - Color Shuffle

Tiana Duart, kmduart@yahoo.com, 831-402-4650

Quilt designer Karla Alexander lives in beautiful Salem, OR, with her husband Don and family dog, Lucy. She is the author of *Stack the Deck! Crazy Quilts in 4 Easy Steps!*, *Stack a New Deck!*, *New Cuts for New Quilts*, *Baby Wraps!*, *Color Shuffle*, *Stack The Deck - Revisited* and her newest book, *Dynamic Quilts with Easy Curves*.

In addition to her books, she has released her own line of patterns under the name Saginaw Street Quilt Company, and Specialty Rulers from Creative Grids.

Karla will be teaching the two-day workshop: *Blue Moon - Color Shuffle*. Karla writes "this is a fun design-as you-go quilt! You can audition the moon colors and sizes along the way, providing the opportunity to make changes well into the project. Follow the pattern exactly or make it your own! Easy tips and techniques will inspire you along the way to create your own awesome quilt!"

For more information about Karla, go to her web site: www.saginawstreetquilts.com/.



Holly Casey Quilts

Custom Longarm Machine Quilting

45335 Vista Place
King City, CA 93930
(831) 385-3374

www.hollycaseyquilts.com
holly@hollycaseyquilts.com

Volunteers Needed for Quilt Show

by Dee Davis, 372-6454, quilterdee@gmail.com

Remember, our quilt show runs on members volunteering. Even though not spelled out on the quilt entry form: **If you enter a quilt into the show, you commit to volunteer for one 2-hour shift for each quilt.**

There are still a number of shifts open in these areas:

White Glove - Fri PM, Sat, Sun

Raffle Quilt - Sat & Sun

Garage Sale - Sat

Admission - Sat PM

Please, bring your calendar and pen to the April meeting to sign up for volunteer shifts. Or call Dee Davis at 831-372-6454.

Parade on April 9

Please join walking in the parade with our quilt-wrapped FIAT in the Good Old Day's Parade. Bring your kids, husbands, moms, dads, and dogs. Line-up starts at 9:10 AM at Pine and Elder above George Washington Park.

Things to know for the Quilt Show

by Gloria Hatton, hatton13@comcast.net, 831-649-3562

Thanks to all of our members who entered their creations in the quilt show. We have received 170 entries with 62 to be judged. I know everyone will love the show.

The entries have been entered into the computer by Sharon Winter. The forms were and given to the designer, Linda Branting, along with the photos of your quilt on February 9. After the show was designed, Sharon generated and mailed acceptance letters to all of the participants on March 14, 2016.

When you receive your letter, **please check the information for accuracy and report any errors as soon as possible to Sharon Winter, slwinterNL@comcast.net, 831-647-8769** so that the label on your quilt at the show will be correct. **If you have NOT received your letter by MARCH 21, 2016, please contact Sharon.**

Your letter will include instructions that you need to follow and a paper **label that needs to be SEWN to the back of the quilt.** It will also tell you that **you need a sleeve** or tabs on your quilt.

If, for any reason, you know that you will not be able to complete your quilt on time for the show, contact Linda Branting, lmbranting@aol.com, 650-703-0531, as soon as possible. Do not wait until the day before the show, please.



2016 Raffle Quilt

Spooktacular

Quilt designed by Verna Mosquera

Quilted by Sharon Winter



Wendy Mathson at our March meeting

From Terann

by Terann Carr, cacarrs@sbcglobal.net, 831.375.7881

No Charity Quilt Friendship Group (CQFG) in April while Terann is away.

Garage Sale: Bring your prepared fabrics and sewing related items to Chautauqua Hall on April 7, anytime during the day. Questions regarding the garage sale, contact Jane Garrettson at 831-484-5945.

Charity Table will be closed at the April meeting (hold items to turn in for the May meeting) as our focus at the meeting will be on the Quilt Show. Thank you for your continued support and enthusiasm for this activity.

Finally!!

When the inevitable happens to your trusty old sewing machine, you now have someone local to turn to. John Free of **More Than Sewing** can be reached at 6 Rossi Circle, Ste E, Salinas CA 93907, 831-758-6429. He has joined MPQG as a merchant advertiser.



Quilt to Benefit Food Bank

by Jeanne Krener, jkrener@gmail.com

This quilt will be on display at the MPQG *Quilts By the Bay Show* on April 8, 9 and 10 at Chautauqua Hall. It is a Silent Auction Quilt to benefit the Monterey Food Bank. Opening bid is \$400. Here's the back story.

Loosen Up is composed of MPQG members Allison Barrett, Ann Houle and Jeanne Krener. In 2014, they agreed to work together on a group project that used negative space. Each had different quilt styles and they liked one another's work. They met once a month to brainstorm, first bringing fabrics and photos and ideas of collaborative projects. Early on, it was decided to use shot cotton solids and a paper pieced 'interest'.

Ann brought a whole cloth piece from one of her quilt workshops that they all liked.

The group agreed on a beautiful piece of hand-dyed fabric to establish the color range. Then, each made prototype paper pieced squares and rectangles that reminded them of a colorful coaster that Jeanne Krener had brought back from a trip to Peru.


Next, they critiqued each sample and then decided on a consistent style.

Every time they met, they spent time at the design wall auditioning different combinations. Each member worked on a subsection of blocks. The individual blocks were joined by using the 'quilt as you go' method, then the channel quilting was done. The hand-dyed border strips were done after the channel quilting. Jeanne Krener joined the three subsections into one quilt. Ann

Houle did the embroidery around each paper pieced section. Allison Barrett did the 'no frame' binding around the quilt.

This quilt is for sale for a minimum bid of \$400; the bids may be dropped into the "bid box," they will also be taken by email to jkrener@gmail.com during the MPQG Show until Sunday, April 10 at 3 pm. The quilt sale, which will be considered a tax deductible donation, will benefit the Monterey County Food Bank.

The 'Loosen Up' group continues to meet and enjoy the many aspects of quilt making. "We had a lot of fun working together!"



bella's
STUDIO
*Monterey's sewing, craft & design studio; where
inspiration and creativity are set free.*

CLASSES, WORKSHOPS, & SPECIAL EVENTS

BELLA LOFASO BRANCATO
140 West Franklin St., Suite 205, Monterey, CA 93940
www.bellastudiomonterey.com,
bella@bellastudiomonterey.com, 831.920.2272

A Call-out for Courageous Quilters!

by Becky Taylor, kitty4984@gmail.com,
831-869-1562, 2550 Ardennes Circle, Seaside, CA
93955

I am looking for more members to join us as we explore the third score (Improv Round Robin) from ***The Improv Handbook for Modern Quilters: A Guide to Creating, Quilting, and Living Courageously*** by Sherri Lynn Wood. I will host a quilting bee, either in person (with yummy treats) or via snail mail (yay for getting fabric in the mail!), whichever works best for everyone. I am planning to have the bee at the end of May or early June. If you are interested, please send me a letter, an email, or give me a call. This is going to be fun, so won't you please come play?



Wendy Mathson at our March meeting


Calling for Entries: Modern Quilts – Redesigning Traditions

... and another opportunity for you to participate in a challenge.

Road to California owner, Carolyn Reese, and Pam Overton (President of So Cal Council of Quilt Guilds) came up with the idea for a special exhibit, *Modern Quilts: Redesigning Tradition*, which will explore the modern evolution of traditional quilt patterns.

Online entries will be accepted beginning May 1, 2016 until June 15, 2016 at 3 PM PST. This special exhibit will first be shown at the [Ontario Museum of History and Art](http://www.ontariomuseum.ca) in Ontario, California, and will run from December 1, 2016 through January 22, 2017 - in conjunction with *Road to California*.

For more information, see <http://www.road2ca-blog.com/modern-quilting/calling-for-entries-modern-quilts-redesigning-traditions/>



Back Porch Fabrics

Fabulous Fabrics, Books & Quilting Tools

Gail E. Abeloe

(831) 375-4453 Gail@backporchfabrics.com
(831) 375-3755 fax www.backporchfabrics.com
157 Grand Avenue at Central, Pacific Grove, CA 93950

MPGQ Now on Social Media

Are you connected on Facebook and/or Instagram to keep track of local activities, your friends and family? Well, MPOG has joined the social networks and you can befriend and follow your favorite quilters guild on:



[Facebook](#) as [Monterey Peninsula Quilters Guild](#)



[Instagram](#) @MontereyPen.QuiltersGuild

Challenge 2016 Announced

Deadline: August 1, 2016

by Dru Hammond, druhammond@aol.com and Alice Stoll, 659-3273

There are still twelve kits available. Kits will be available at the April meeting and future meetings until they are all taken. The cost is \$5.50 (exact change would be appreciated). One thing that we are offering this year is the fabric code information so if you want more of the given fabric you can find it locally or order it online. You will notice that everyone will receive the same light neutral fat quarter, but will have one of four dark neutral options in the fat eighth selection.

Theme: A Journey of Wonder - Real or Imagined

Definition: Journey

noun

1. an act or instance of traveling from one place to another
2. a day's travel
3. something suggesting travel or passage from one place to another; the journey from youth to maturity; a journey through time

verb

1. to go on a journey
2. to travel over or through

Synonyms: tour, passage, cruise, voyage, pilgrimage, jaunt, trip, outing, expedition, excursion, travel. From Merriam Webster

Size: 18" by 18" square or 18" by 24" rectangle (landscape or portrait)

Fabric: You must use the two fabrics on the front of the quilt along with any additional fabrics of your choice.

Due Date: August 1 at the MPQG meeting

Construction: Your quilt must have three layers - top, batting, and back. It can be hand or machine quilted, or tied. A sleeve for hanging at the 2016 Monterey County Fair and the 2017 MPQG Show is required.

Your quilts will be eligible for judging at the 2017 MPQG Show. There will be a Viewer's Choice ballot at the Monterey County Fair.

Questions? Please contact Alice Stoll, 831-659-3273 or Dru Hammond at druhammond@aol.com.



Tuffets at Family Threads

Saturday, April 2 and 9, 2016

Have you always wanted a tuffet for a footstool, sit-upon for grandchildren, or just for use as a decorative piece? Here's your chance to create your own. Taught by Robin Koenig, this class is for intermediate sewers. For details, go the <http://familythreads.org/classes-all/> and scroll down until you see a photo of these beautiful tuffets.



Family Threads
QUILT SHOPPE

(831) 623-0200
107-D The Alameda
PO Box 1203
San Juan Bautista, CA 95045

FACEBOOK
[FamilyThreadsQuiltShoppe](#)

INSTAGRAM
[FamilyThreadsQuiltShoppe](#)

WEBSITE
www.FamilyThreads.org

FABRIC, NOTIONS, CLASSES & A FRIENDLY QUILTY STAFF

OPEN Mon-Fri 10-5, Sat 10-4 CLOSED Sun

Block of the Month: April 2016 Instructions

Broken Dishes

For this month we selected HST (Half Square Triangles) to make and arrange in the Broken Dishes layout. You need nicely contrasting fabrics (**ORANGE or YELLOW** plus a **low volume/light** fabric) to get the most of the block. Shouldn't this shape be called *Half Triangle Square* to really describe its shape? Well, Triangle Squares are all the rage as they have endless layout possibilities. Here are three different methods to make multiple half square triangles at once. You will need a total of 16 HSTs for this block, so why not try out all methods?

MATERIALS NEEDED:


Finished Square	Fabrics NEEDED: LOW VOLUME & ORANGE OR YELLOW	Method	Yields
2.0"	3.0" squares (1 of each color) x 2	Traditional	2 HST
2.0"	4 1/8" squares (1 of each color)	Alternative	4 HST
2.0"	6.0" squares (1 of each color)	Magic 8	8 HST



HOW TO:

Let's start with the Magic 8.

Cut your two fabrics to size indicated above and place right sides together. Mark your light colored fabric with diagonal lines corner to corner BOTH directions. Sew a 1/4" from the lines on both sides = 4 sew lines. Cutting: start with the horizontal cut, then vertical and then cut on both drawn lines which will give you 8 HSTs. Press seams and see *Trimming to Size* below.



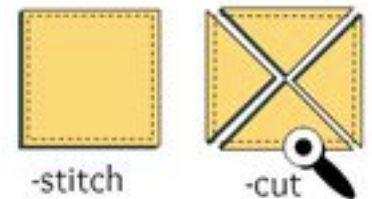
Alternative Method. (Makes 4)

Again, cut your two fabrics to indicated square size, and place them right sides together. Now, sew around the outside a 1/4" from the edge. Cut on both diagonals to get four pieces. Be aware that you have bias edges when pressing these triangles open to squares and sewing them. See *Trimming to Size* below.



Traditional Method. (Makes 2)


Cut your two fabrics to the size indicated, place them right sides together, draw a line across ONE diagonal. Sew 1/4" from the drawn line on both sides (or if you have a special ruler, you can draw the sew lines.) Cut in half on the drawn line and press seams to darker fabric. See *Trimming to Size* below.



Trimming to size:

Use the 45 degree line on your ruler lining it up with your seam. Then line-up the 2.5" marks on both sides and trim to size.

Make 12 HSTs using Magic 8 and Alternative Method, and 4 HSTs using the Traditional Method twice. Layout per diagram with the light and dark fabric alternating as shown. Sew together in rows. Press seams on rows 1 and 3 to the right and 2 and 4 to the left. Sew rows together by nesting the seams. Press row seams open to reduce the bulk.



Your final block will measure 8.5". Admire! Questions: Send email to [k bkreativ@gmail.com](mailto:kbkreativ@gmail.com)

Make one or several of these blocks (each should be different, please) and bring to the meeting on April 4. See BOM rules on how to collect points at http://www.mpgg.org/activities/block_of_the_month/.

Calendar, Road Trips, and Local Events

Now - April 27, 2016

CUTTING GARDEN QUILTS — QUILTS BY MELINDA BULA

Artist's Meet and Greet:

Monday April 11, 2016, 4:30 PM - 5:30 PM.

Back Porch Fabrics, 157 Grand Avenue, Pacific Grove, CA 93950,
831-375-4453. www.backporchfabrics.com



Tuesday, March 22, 2016

Thursday, April 14, 2016

Tuesday, April 19, 2016

Empty Spools Open Houses - 4 PM - 6 PM

Stroll through the classrooms at Asilomar to see student projects and chat with the teachers. Be sure to stop at Merrill Hall to pick up a map first. www.emptyspoolsseminars.com

April 8, 9 and 10, 2016

Quilts by the Bay

Annual Monterey Peninsula Quilters Guild quilt show. Hours 10 AM - 5 PM. **Chautauqua Hall**, 176 16th Street (at Central Avenue), Pacific Grove, CA 93950. <http://www.mpqg.org/quilt-show/>

Now - April 11, 2016

MPQG Member Quilts at the Library

Thanks to the Monterey Public Library for hosting a display of MPQG small quilts and fiber art, and helping to promote our 2016 *Quilts By the Bay*. The Library is open daily. The large display case is located just inside the front door. For information, go to www.monterey.org/library and 625 Pacific Street, Monterey.



Now - July 3, 2016

Kaffe Fassett Exhibit

New quilts by Kaffe Fassett, and historical quilts from the Collection of the Quilt Museum and Gallery, York, England at the San Jose Museum of Quilts and Textiles, 520 South First Street, San Jose, CA www.sjqiltmuseum.org



May 21, 2016

"Glorious Color" - Kaffe Fassett Lecture

San Jose Museum of Quilts and Textiles, 520 S. First Street, San Jose, CA 95113 <http://www.sjqiltmuseum.org/index.html>

"Tea & Stitches" at Kaffe Fassett Exhibit

June 4 - 5, 2016

Wine Country Quilt Show

Moonlight Quilters of Sonoma County, Santa Rosa Veterans Memorial Building, 1351 Maple Ave, Santa Rosa, CA 95404. <http://www.mqsc.org/annual-quilt-show/>

Monterey Peninsula Quilters Guild
PO Box 1025
Pacific Grove, CA 93950

Next General Meeting: Monday, April 4, 2016

Location

Pacific Grove Community Center, 515 Junipero Ave.
(at 15th), Pacific Grove, CA 93950

Meetings are usually held the first Monday of the month at 7:00 PM. Many members arrive at 6:30 PM for an informal social time. **Please check the front page for any schedule or location change.**

Membership New members are welcome any time! Dues are \$35.00 to be paid annually by the September general meeting.

Guests are always welcome and are asked to pay a \$5.00 fee to attend the evening program. Please stop at the membership table.

Pines & Needles Newsletter

This newsletter is published monthly for the benefit of our members. It is available online at www.mpqg.org. Articles are due on the 10th of the prior month.

Please send items to the editor via email at kbkreativ@gmail.com.

Pines & Needles newsletter editor Kathrin Brown reserves the right to edit all submissions for content, length, or otherwise for publication.

Member Advertising Rates per Issue: \$5.00 Business Card; \$10.00 1/4 page; \$18.50 1/2 page; and \$30.00 full page. Annual rates are available. Advertisers should be quilting-related businesses.

Privacy Policy

Any contact information provided in this newsletter - whether phone number, email, address or otherwise is for the convenience and use of MPQG members, our advertisers and sponsors, and sharing newsletter guilds only. The information may not be sold or used for advertising, spam, commercial or other purposes without the written approval of the MPQG Board.