



Pines & Needles

Monterey Peninsula Quilters Guild

November 2013

General Meeting

Monday, November 11, 2013
Note 2nd Monday

Set-up: 6:00 p.m.
Refreshments: 6:30 p.m.
Meeting: 7:00 p.m.

Pacific Grove Community Center
515 Junipero Avenue (at 15th Street)
Pacific Grove, CA 93950

What to Bring

- Check or cash for workshops, raffle tickets
- Name tag
- Community quilts
- Library books
- UFOs
- Hospitality Table Cancelled
- **Pen and calendar to volunteer for Gift Basket Giving at the December Winter Benefit Social**

Upcoming MPQG Events

November 11 - Meeting
(Note: 2nd Monday)
Erin Lee Gafill
Cultivating Creativity ...

December 2 - Meeting
Winter Benefit Social

January 4 & 5 - Workshop
Freddy Moran
Patchwork Collage

January 6, 2014 - Meeting
Freddy Moran
Quilter's Choice

February 3, 2014 - Meeting
Thom Adkins
My Quilts - Start to Finish

Advertiser Index

Back Porch Fabrics, Pacific Grove, p. 16

Bella's Studio, Monterey, p. 16

Eddie's Quilting Bee, p. 15

Embroidery Unit for Bernina, p. 15

Empty Spools Seminars, p. 14

EQ2/EQ3 Easy Quilter, p. 14

Quilt Frames, p. 10

Professional Quilters

Get It Quilted! By Sharon Winter,
Monterey, p. 16

Holly Casey Quilts, King City, p. 16

Next Meeting

NOVEMBER 11 (NOTE: 2ND MONDAY)

ERIN LEE GAFILL

**Cultivating Creativity: A Life in the Arts with a
5th Generation California Artist**



November will be a wonderful time to switch it up a little as we welcome artist Erin Lee Gafill. You may already be familiar with Erin. Earlier this year she was voted "Best Local Artist" by the Monterey County Weekly. In addition, her book, *Drinking From a Cold Spring*, is routinely seen in local bookstores. Erin is well known for her beautiful paintings, which use breathtaking colors and washes. Her presentation will focus on inspiration and creative expression, with a bit of a tour of the methods she uses to cultivate creativity in her own work, life and cross-country workshops.



Above (left) Big Sur Stormy Skies, (right) Still Life - Fruit

Erin grew up at Nepenthe on the Big Sur Coast. She saw her uncle, Kaffe Fassett, as a beacon of possibility for her own creative yearnings. From the age of six, her mother and her grandmother, Lolly Fassett, began to teach Erin to knit, embroider, sew clothes for her cats (poor things!), write scripts for plays, and stage marionette shows for her family. Erin believes that, "Color is key to my art process and tapping into the creative zone most important of all."

Erin resides in a log cabin with her spouse near enough to Nepenthe to smell the ambrosia burgers. Learn more about Erin and follow her blog at www.eringafill.com.

Margaret Nava, Programs
Navamtry@aol.com, 831-372-6282

January Workshop Freddy Moran

JANUARY 4 & 5

*Patchwork Collage -
Freddy Moran Style*

Join Freddy on a colorful adventure in collage. Begin with a foundation of black and white, large-scale prints that are sewn together. Working forward, create a scene using *Freddy-style* collage techniques. Be big and bold ~ the more colorful the fabrics, the happier your collage! Remember ...red is a neutral in Freddy's world!

To register, call Gail Abeloe at 831-375-4453 or go to [Workshop Reservation](#) form or page 8.



COMING SOON

QUILTS BY THE BAY

Saturday & Sunday
April 12 & 13, 2014
10:00 a.m. to 5:00 p.m.
Chautauqua Hall
16th Street
(at Central Avenue)
Pacific Grove, CA

March Workshop Susan Carlson

MARCH 1 & 2

Cutting Loose



Don't miss this unique opportunity to experience *Cutting Loose* with Susan Carlson. Join Susan as she shares her evolving technique for the construction of art quilts using a collage technique.

Emphasis will be placed on the collage piecing process. Patterns or templates will not be used. Instead, students will sketch their design onto a foundation fabric and fill in the design with fabrics of their choice. This encourages playfulness, serendipity and a willingness to "cut loose." Due to time constraints, students need to choose simple, whimsical designs such as fish, butterflies or other bugs. If needed, designs will be available from Susan for a small fee.

To register, call Gail Abeloe at 831-375-4453 or go to: [Workshop Reservation](#) form on page 8.

Doors open at 9:30 a.m.

Fund Raiser 2013

DECEMBER 2, 2013

*Winter Benefit Social, 34th Year
A Gathering of Music and Merriment
Festive Raffle Baskets
Appetizer and Dessert Buffet
Raise Your Hands To Donate
Community Quilts To Give Away*

Ride the Horse in the Direction It's Going!

That was an oft said expression at the company where I worked for many years and it is just as appropriate now for us as quilters as it was then in a business setting.

This all came to mind because, as I write this, PIQF (Pacific International Quilt Festival) is just around the corner. While there, we'll immerse ourselves in everything that's new in the world of quilting. We'll see new products demoed or stop by a manufacturer's booth to test drive a new computerized quilting machine or quilting software. PIQF is simply a "world of wonders." Knowing about these things keeps us relevant in our artistic sphere.

But ... getting back to the horse and the direction it's going, I invite you to be mentally open to the world of the other technologies in our lives with such things as laptops, smart phones, readers, and notepads, and the software that runs them. If you have an old computer running on an ancient operating system, with woefully out-of-date software, then you'll miss the fun of what's to come.

My old co-workers would tell you, "Don't let the Technology Horse run over you." Instead, climb on and enjoy the ride. Your younger friends or children will appreciate you even more.

Gotta run! Want to sign up for an online course to learn how to edit photos on my new smart phone. See you in November.

Claudia Sammis, President
especials@sbcglobal.net, 831-333-9133

MPQG BOARD: NOVEMBER PROJECTS

- Distribute MPQG Member Directory
- Finalize raffle quilt design
- Call for Community Grant Award proposals continues
- Planning for Winter Benefit Social fund raising event continues
- Initial Quilt Show committee members meeting
- Updates and announcements to Communications the 10th of the month

Quilts at the Lighthouse

OCTOBER 31

This is a wonderful opportunity to support the renovation efforts by the volunteers at the Pt. Pinos Lighthouse and, along the way, you may become the lucky winner of a gorgeous art quilt.

Date to remember: October 31 (Halloween) - that's the day that the winning tickets will be drawn for Old Point Loma by award-winning fiber artist, Phyllis Cullen and local favorite, Gail Abeloe. Gail was inspired by a photograph from the collection of MPQG member, Genie Santini. She created Point Pinos Lighthouse Circa 1890 as a reminder of the bison that roamed. Here's the story:

Bovine and bison browse leisurely on spring grass near the Piney Paradise. In 1890, the Pacific Improvement Company tried breeding buffalo and Galloway cattle for "Catalo" at Pebble Beach. The idea was to crossbreed for high quality pelts and a good grade of meat. When the experiment failed, the buffalo roamed. The animals were fond of swimming around Point Pinos and wandering through the Grove. Eventually, the Pacific Improvement Company caught and donated the beasts to San Francisco's Golden Gate Park, where their progeny can be seen to this day.



Big Thank You: Heart Pillows

Heart pillows are all the rage! I can tell our members really enjoyed themselves with this project, and I know the breast cancer patients receiving them will be so encouraged. Carol from SVMH joined us at the meeting and went home with seventeen pillows. Seventeen were also delivered to CHOMP the very next day.

Good thing I have a large basement because there are 25 more pillows and five pillow forms to be stuffed waiting there for distribution when they are needed.

Thank you to all who participated, and yes, keep them coming. If you have one or two to sew please consider not stuffing them!! I can do that as they are needed.

Terann Carr, Community Liaison
cacarrs@sbcglobal.net, 831-375-7881

Quilt Donations

Twelve quilts of various sizes have been sent to the Rocky Mountain Quilt Museum for distribution to victims of the flooding in Colorado. It is good to be able to respond so quickly to a need, with quilts that are ready to go. The members of MPQG have really been busy and generous with their talents and materials.

One quilt that was big enough for a twin size bed, with a matching pillow sham, has been given to the Veterans Transition Center in Marina. They have acquired vacant military housing on the former Ft. Ord U. S. Army Post and are remodeling and furnishing them for their clients. They are one of a very few organizations in the country that serve families who are often homeless and struggling to stay together. This is a need our members can keep in mind.

Most of their clients are single men so masculine themes would be welcomed.

Terann Carr, Community Liaison
cacarrs@sbcglobal.net, 831-375-7881

The Sassy Quilters

An MPQG Grant recipient for 2012, the Sassy Quilters, used the funds from the grant and additional funds of their own members to produce over 100 quilts for the Salinas Valley Hospital Neonatal Intensive Care Unit. And they had a lot of fun doing so.

The Sassy Quilters originated as part of the Creative Living Program at the Salinas Adult School. When the Creative Living Program closed, they found a new home at Active Seniors in Salinas. The group meets on the first and third Thursdays of every month from 10 AM until the chatting runs out. Active Seniors is at 100 Harvest Street, Salinas.

They are absolutely open to new members. You don't even have to be a senior to join. If you become a member of Active Seniors, you can participate in Sassy Quilters for just \$2 per meeting. And Active Seniors supplies the cookies! Non-members pay \$4 to participate.

Some of the projects they've done include a Civil War sampler, The 1600 Quilt, feed sack shopping bags, and The House on Willow Hill.

Contact Susan Riddoch at (831) 449-6315 if you'd like more information.

And check out those Quilts!!!!



Request for Linens for the SPCA

I volunteer at the SPCA of Monterey Spay/Neuter Clinic and we need more towels and bath mats and sturdy blankets. When you clean out those closets before the in-laws come we would love to have the worn, stained and unloved towels (bath or hand size), wash cloths, and cotton bath mats (no rubber backs please).

An amazing number of each are used and washed daily at the clinic. We are always in need of more! I'll collect them at the meetings or at any time. Thanks so much, Tina Magill (831) 649-1987 or magill1242@gmail.com.

The kitties and doggies thank you also!!

Calling all Foodies

Our September speaker, Nancy Bavor, spoke about this fund raising activity for the San Jose Museum of Quilts and Textiles. Sounds like a good way to enjoy both of our favorite pastimes.

Call for Entries: *Tasty, too! Food Inspired Quilts*

Here are the barebones details:

- Food related theme or content
- 16 x 16
- Deadline January 15, 2014
- Exhibition dates January 29 to April 27, 2014
-

For detailed information and an entry form, go to http://www.sjqmiltmuseum.org/files/TastyTooFibershoots_CallForEntries.pdf

Mini Quilt Raffle

It's time to start thinking about what wonderful small quilt to donate to the MPQG Mini Quilt Raffle held during the Quilt Show. Limit the size to 30 x 30 or smaller. Items other than quilts would be great as well... bags, table runners, or any other quilted wonder you create.

This has been a big money raising event in the past and working together we can make it even better this year.

Contact Tina Magill at (831) 649-987 or magill1242@gmail.com to donate a quilt or ask any questions. Thanks!

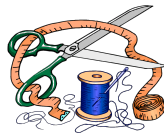
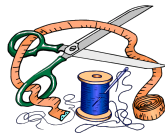
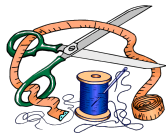
Please Welcome Our New Members -

Royce Foster
Maia Liddle from Salinas
Rowan L. Wolnick from Monterey
Roxann Jacobus

Request for Neonatal Quilts for November

If you have any outstanding neonatal quilt kits at home, they **should be turned in at the November meeting** in order for me to get labels on them before the December Holiday Party. We "gift" each hospital with a stack of neonatal quilts as part of the program. Thanks

Terann Carr, Community Liaison
cacarr@sbcglobal.net, 831-375-7881



Meet Susan Riddoch Quilt Show Chair for 2014

Susan Riddoch was born and raised in Colorado Springs, CO. She left the area after her first year of college. Her interest in quilting started in 1970 when many of her friends were starting their families and baby quilts were a great gift.


Susan says, "I traced appliqué patterns from kid's coloring books and an elderly neighbor showed me how to hand quilt." Her engineer husband put together an enormous frame and off she went. When her son was born in 1971 quilting left her life for decades.

Susan worked as an IT at Granite Construction for 22 years. With the demands of work, and caring for her family, her life was full. She retired in 2005 and resumed quilting! She and her husband of 11 years, Steve, as well as her son, Barrie and family live here in Monterey. Susan has lived in the area since 1984.

Most of Susan's quilts are traditional and she still enjoys hand quilting. When she bought her Bernina BSR she began machine quilting on smaller quilts. She has recently made a few portrait quilts using techniques taught by Tammie Bowser.

Susan says that she joined the guild three years ago and she chaired the Quilt Show in 2013. She will be doing the same for 2014 and hopes to be a co-chair for the event after that. Any volunteers out there? She also coordinates the guild's Salinas Friendship Group - Que Sera Sera. "Our group focuses on surface design, which means playing with messy stuff."

As far as interests go, she says that Gelli printing and fabric dyeing fill her free time.



Meet Sally Miller Activities Chair

After spending almost exactly 50 years living in Milwaukee Wisconsin, Sally Miller has, for the last four years, called the Monterey Bay area home. As a third generation Milwaukee girl, the change was quite exciting.

Sally has been quilting for 31 years. Her hobby began when she attended a hand-quilting class at a local quilt shop. One of the main reasons for attending the class was that the store was only a short bike ride away and she and her husband owned one car. Sally joined her first guild after the birth of her eldest son 25 years ago and remains a long distance member in that guild in addition to MPQG.

She is the proud mother of two adult sons and considers herself to be blessed having been married to her husband, Dave, for 31 years. Together the family enjoys many outdoor activities like biking, backpacking, camping and skiing. She does not miss roof raking (removing snow from your roof) or wrestling with the snowblower.

Sally is in charge of the Guild Activities for the coming term, so we'll look forward to some exciting times ahead.

Judi Brown, Reporter
jdb515@sbcglobal.net, 831-626-9337



Interview with Regina Liske Founder of our Friendship Groups

I met with Regina Liske yesterday to do an interview. Her home is warm and right away I noticed that it is filled with quilts of her creation as well as many pieces of art from the travels she and her husband have enjoyed.

She had a stack of wonderful articles written about her quilting. They were from the many different states where she and her late husband, Jack, lived since her move here from Germany in 1960.

Jack, who was a runner, has been featured in some of her works, adding a dimension to her contemporary quilts. When she became serious about quilting, he built a wonderful large quilt frame which she proudly showed me; and he carved her name in the end panel.

Regina told me that she did not think quilting was in her future. While in Germany, she learned many needlework crafts from both her mother and grandmother. When she came to the states and was introduced to quilting, her reaction was, "You'll never catch me doing that!"

The thing that changed her mind about trying the art of quilting was a contemporary quilt by Molly Upton, entitled *Torrid Dwelling*. She said that she was so intrigued, she decided to give it a try. The rest is history. She has been hand quilting since she began making quilts in 1979. Regina has made 734 quilts to date and many more are planned for the future! She has won many awards through the years. In addition, she has done commissioned work, been featured in many one-woman shows and sold many of her pieces.

Regina has belonged to quilt guilds in each place they've lived. When they came to Pacific Grove in 1997, she joined our guild. She said that in her previous guilds they had Friendship Groups and she wanted to see them in our guild. These groups met regularly and the members shared ideas, help each other with their projects, and sometimes work on charity quilts as well. The first two Friendship Groups in our guild were the Friends of Fred and The Candlelight Quilters. Since that time six more have been added, the latest one being The Cut-Ups. (There is a list of Friendship Groups in the front of our roster.) These groups are all over the peninsula and are open to all members interested. Regina, personally attends five of them! What a great asset to our guild Regina has been and how nice to know that our guild is enriched by these Friendship Groups, thanks to her.

Judi Brown, Reporter
jdb515@sbcglobal.net, 831-626-9337

[San Jose Quilt and Textile Museum](#)

Fiberart International

The San Jose Museum of Quilts & Textiles is pleased to present the 21st triennial juried exhibition, *Fiberart International 2013*, the foremost exhibit for textile artists worldwide. This is the West Coast premiere of this prestigious exhibition. Sponsored by the Fiberarts Guild of Pittsburgh, this internationally renowned exhibition is considered the premier platform and benchmark for the latest movements and innovations in the ever-evolving field of fiber art. Pushing the boundaries of fiber art, the exhibit showcases works that are both conceptually groundbreaking and visually stunning. The show features 40 works from a diverse group of 37 national and international artists, both acclaimed and emerging, and explores a wide spectrum of textile practices.

November 10: Members Walk-Through 1-2 pm & Opening Reception 2-4 pm

Follow-Up to *Beautiful Hawaii* Article

A photo of Kay Scannell's wonderful Hawaiian appliqué quilt "Beautiful Hawaii" appeared in last month's newsletter, along with judge Jody Ohrt's comments. One of the comments was: "Rayon thread is good choice". Holly Casey did the long-arm quilting and wants to clarify that the thread that was actually used was Floriani's trilobal polyester.

I don't use rayon thread. After some research and careful consideration, I have determined that I'm more comfortable with the long term performance of polyester thread and cotton thread. Here's some of the rational behind my decision:

1. I believe that trilobal polyester can deliver just as much sheen as rayon.
2. Polyester is more color-fast than rayon. Polyester can be subjected to bleach or whitening agents that might be found in some laundry soaps. Sometimes when quilts leave our hands, we can't control how they are washed.
3. Rayon burns, while polyester melts. Neither property is ideal, but if the thread is accidentally ironed on a hot setting, the polyester may fuse, but the rayon may singe and turn brown or black.
4. Rayon fibers are weaker than polyester fibers. Longarm machines run at high stitch rates and the rayon thread is more likely to break. Rayon's weaker fibers also mean that it is not as resistant to abrasion as polyester thread.

I am far from an expert on thread, but am comfortable with the choices I have made. I encourage you to do research before investing in thread and consider how the finished quilt will be used. Thank you.

Holly Casey, 831-385-3374
holly@hollycaseyquilts.com

Hawaiian Sunset: Judging Notes



Janyce Anderson is sharing the comments on her quilt, "Hawaiian Sunset" given by the 2013 quilt show judge, Jody Ohrt. This quilt was a first place winner in the category.

- Exquisite visual image.
- Affective use of contrast.
- Appliqué technique is well mastered.
- High quilting density enhances visual image.
- Variegated thread works well.
- Masterful quilting technique.
- Stronger color contrast would enhance appliqué images.
- Quilt held up against strong competition.

Submissions for Web Site and Pines & Needles

Contributions welcomed at any time of the month!
Photographs should be 300 ppi, .jpg or .tif format.
Please do not add ANY formatting to articles.
Submissions should be copyright free.

Alex Burke, Webmistress
alex@alexandraberger.com
or 831-406-0442

Grants

The Grants Program awards small grants to groups which provide educational and creative programs that are consistent with the MPQG Purpose. Requests are accepted annually between August 1 and December 1. Grants are awarded each January.

The grant amount awarded varies and is dependent on the amount of money contributed by members at the Winter Benefit Social in December. Please see the Grant request form on page 11 or go to http://www.mpqg.org/media/uploads/2012/07/30/files/Grant_Request_Form.pdf.

Quilt Frames available

Free to a new home:

Barbara Wilkes has two quilt frames...one a floor frame and the other a hoop on a stand.

If anyone wants them, call Barbara Wilkes at (831) 372-1570. She is located in Pebble Beach.

2014 Quilt Show News

Quilts by the Bay is returning to Chautauqua Hall on April 12 & 13, 2014 as part of Pacific Grove's Good Old Days celebration. Plans for the 2014 show are well underway.





A few committee chairs remain open as follows:

- Quilt Show Co-Chair
- Publicity Co-Chair
- Signs Chair
- Overnight Security Chair
- Viewers' Choice Chair

If you would like to volunteer or just learn more about these vacancies, contact Susan Riddoch, the Quilt Show Chair. srboke@sbcglobal.net

We also need a carpenter to fabricate approximately 30 quilt frame components. This should be a relatively simple task of cutting slats, drilling holes, and painting the slats. Contact Susan Riddoch if you would like to volunteer or learn more about this task.

The first full meeting of the 2014 Quilt Show Chairs is scheduled for Saturday, November 16, 2013, 1 – 3 PM in the Solarium Conference Room of the Monterey Public Library.



Well Represented at PIQF by (clockwise) Tiana Duart with *Ginger Girl* and *Angel of the Serengeti*, and Gloria Hatton, Gail Abeloe, Carole Olsen, and two from Holly Casey. Thank you all. Did we miss anyone?

Please mail to:
Monterey Peninsula Quilters Guild
Post Office Box 1025
Pacific Grove, CA 93950

Web Site: www.MPQG.org
MPQG is a 501(C)3 Organization

GRANT REQUEST FOR FUNDS

Requests must be received between October 1 and December 1.
Grants will be awarded contingent upon availability of funds.
The grants are small, typically about \$150 to \$200.
Grants will be decided at the January Board meeting.
Grant requests will be evaluated by the MPQG Board according to the following criteria:

- Meets goals and objectives of MPQG outreach and mission statement
- Consideration given to educational and creative programs

ORGANIZATION _____ Taxpayer ID Number _____

ADDRESS _____

CONTACT PERSON _____ PHONE _____

PAYEE _____

DESCRIPTION OF REQUEST _____

EXPLANATION OF USE _____

NUMBER OF PEOPLE AFFECTED _____

TOTAL COST (INCLUDES TAX AND SHIPPING) _____

OTHER FUNDING _____

REQUESTOR'S SIGNATURE _____ DATE _____

PRINTED NAME _____

APPROVAL SIGNATURE _____ DATE _____

COMMENTS _____

Additional Pages may be attached if more information is required to detail intended purchases.

Preview # _____

Category Number if quilt is to be judged _____

2014 Entry Form

MONTEREY PENINSULA QUILTERS GUILD QUILT SHOW

April 12 & 13, 2014

Entry Requirements:

- This entry must not have been displayed at a previous MPQG quilt show.
- Please enter as soon as possible. The deadline to return entry forms and pay judging fee is Feb 3, 2014.
- Each entry form must be accompanied by a 4X6 photo of the quilt printed on glossy paper.
- Mail the forms to: Colleen Johnson, 1580 La Honda Ct, Seaside CA 93955 before the deadline or give them to Colleen at a quilt guild meeting.
- If you have questions about the forms, call Colleen at 831-594-5291 (day) or 831-920-1797 (night)
- No more than 5 quilts per member can be entered in the show (including challenge quilts).
- The Quilt Show Committee will send a letter of acceptance and instructions once all of the entries have been processed.

Fill out a separate form for each entry.

Name: _____ *Junior under 16 _____

Street: _____ City: _____ Zip: _____

Phone: (H) _____ (W) _____ Email: _____

Title of Entry: _____

Maker: _____ Owner: _____

Quilted by: _____

Design Source (be specific): _____ Year Completed _____

Story (any comment of interest to visitors in 75 words or less).

Is this entry to be judged? YES NO If YES, complete Judging Form.

Is this entry a 2013 MPQG Crayon Challenge Quilt? YES NO

Is this entry for sale? YES NO If YES, enter sale price \$ _____

Quilt Size (in inches): Height _____ Width _____

Signature _____

**Junior under 16 does not need to be a member of the guild.*

Note: Although every protection is taken to safeguard your entry, MPQG does not provide property insurance.

Please make sure your entry is covered under your homeowners insurance.

Preview # _____ Category Number: _____ Fee Paid: Cash / Check

MPQG Judging Application 2014

Name: _____ Signature _____ Tel. _____

Title of Entry: _____

Information: Helen Egerton (831) 649-1680 or email: hmegerton@gmail.com

Entry Requirements:

- Each member may enter a total of 3 items to be judged.
- Entries made from a kit (pattern and fabric packaged together) will not be judged.
- All entries must have been completed within the past three years.
- Maker of entry must be a member of the MPQG as of Feb 1, 2014
- Quilt entries must have 3 layers and be hand quilted or machine quilted or tied.
- Entry must not have been displayed in a MPQG Quilt Show in the past.
- MPQG 2013 Crayon Challenge quilts are not eligible for judging.
- Entry fee of \$7.00 per quilt must accompany entry.
- Entry fee of \$10.00 per quilt must accompany professional entries.

Please List Specific Design Source:

Original _____ Book/Pattern _____
 Class/Workshop _____ Other _____

Please Check One Category Only:

Large Quilts – Total perimeter: 220 inches OR MORE

1. _____ Traditional (pieced or appliquéd) hand quilted
2. _____ Traditional (pieced or appliquéd) machine quilted
3. _____ "Top by One, Quilted by Another" (note: name of quilter must be on entry form)

Small Quilts – Total perimeter: 219 inches OR LESS

4. _____ Traditional (pieced or appliquéd) hand quilted
5. _____ Traditional (pieced or appliquéd) machine quilted
6. _____ "Top by One, Quilted by Another" (note: name of quilter must be on entry form)

Mixed Techniques

7. _____ Mixed techniques (e.g. appliquéd and pieced, both hand and machine quilted or tied)

Group Quilts (all sizes)

8. _____ Group Quilt (Top completed by 2 or more quilters)

Innovative Quilts (all sizes)

9. _____ Adapted from a traditional design or nontraditional pattern. See note below.

Art Quilts – Completely original design meant to be hung as a work of art

10. _____ Small – Total perimeter 159 inches or less
11. _____ Large – Total perimeter 160 inches or more

Professional Quilts *Professional is defined as someone who has taught quilting for a fee, published books on quilting, or made more than \$1000 a year from their quilting through designing, stitching, prize money winnings or been a quilt show judge.

12. _____ Traditional designs
13. _____ Innovative designs
14. _____ Art Quilts

Notes:

- Traditional:** Based on a traditional design
- Innovative:** Adapted from a traditional design but must be significantly altered by innovative use of design, fabric, color, etc.
- Ribbons:** Ribbons **MAY** be awarded at the discretion of the judges.
 Honorable Mention - awarded at the discretion of the judges
 Best of Show Nonprofessional – 1 ribbon Best of Show Professional – 1 ribbon
 Judges Choice - 1 ribbon per judge

November at Bella's

Here are all the exciting classes coming up at Bella's Studio in Monterey.

- Nov. 2 Holiday Papercrafting
- Nov. 2 Holiday Surprise Ball
- Nov. 16 Holiday Drop-In Sewing
Workshop for Kids and Adults
- Nov. 30 Infinity Scarf

For full descriptions and to register visit their website:

www.bellastudiomonterey.com

Editors Note: The cost of several of these classes includes the supplies. There is great potential here for using your stash in place of paper once you've learned Bella's techniques.

November at Back Porch Fabrics

Here are a few of the creative classes. For full descriptions and to register visit their website:

www.backporchfabrics.com

- Nov. 2 Flower Collage
- Nov. 3 Totally Triangles
- Nov. 9 Leaf Bowl
- Nov. 17 Giraffe
- Nov. 23 Nine-Patch Pizzazz
- Nov. 24 String Piecing

Editors Note: The String Piecing class shows 4 variations that look intriguing.



EQ2/EQ3 Easy Quilter for Sale. Paid \$500. Works great. BO.

http://easyquilter.com/h_directions_sewing.htm

Delivered fully assembled, if desired.

Karen [831-233-8375](tel:831-233-8375)



**JOIN US
at
Empty Spools
Seminars
2014**

Asilomar Conference Grounds
5-day Quiltmaking Workshops
sponsored by:
Gayle Wells and Suzanne Cox

**held at
Asilomar Conference Grounds
"Refuge by the Sea"
Pacific Grove, California**
\$1330.00
per session

*Price includes 5-day workshop with your
selected instructor, all meals, and lodging
(double occupancy). Single supplement available*

Session I	Feb 16 – Feb 21
Session II	Feb 23 – Feb 28
Session III	Mar 14 – Mar 19
Session IV	Mar 25 – Mar 30
Session V	Apr 27 – May 2

For more information write to:
5306 Springridge Court, Fairfield, CA 94534-4005
(707) 864-1170, phone (707) 864-1345, fax
E-mail: info@emptyspoolsseminars.com
View our website brochure:
www.emptyspoolsseminars.com



(408) 830-9505
EddiesQuiltingBee.com



**3 Days Only for Sewing Machine
Sales, Repair & More...**



**Nov 14th & 15th ,Thu & Fri 9:30-7:00
Nov 16th , Sat 9:00-5:00**



Repair

Certified Technicians
On-Site Repairing
ALL makes & models

Sales

Over 40 models of
Babylock & Bernina
Sewing Machines &
Sergers

Furniture

Show specials on
Koala Studios

Accessories

Presser Feet, Hoops,
Bobbins, Needles &
More

**The Hyatt Conference Center in the Cypress Rooms
1 Old Golf Course Rd, Monterey**



Embroidery Unit
for
Bernina Aurora 450
(Never been opened or used)

\$2,400

Bernina embroidery unit and embroidery Software 6 Designer Plus that includes Bernina Photo Snap, Cross Stitch, Quilter, Corel DRAW Essentials 4 and Corel PHOTO-PAINT Essentials 4

- Bernina Art Design V1 Embroidery Software Installation CD
- Embroidery module USB cord
- Carrying bag
- Large oval hoop and template
- Embroidery needle package 130/705H Assorted
- Embroidery Presser Foot 26

Call Roxann (831) 372-8504

Shop **FIRST** at our Advertisers. When shopping at the following businesses,
thank them for supporting our guild.

Get It Quilted!

By Sharon Winter

- ✦ Creative custom quilting on a domestic machine
- ✦ Award-winning fine hand quilting
- ✦ Binding, basting, design and quiltmaking services

Please call for an appointment (831) 647-8769

bella's STUDIO

Monterey's sewing, craft & design studio; where
inspiration and creativity are set free.

CLASSES, WORKSHOPS, & SPECIAL EVENTS

BELLA LOFASO BRANCATO

140 West Franklin St., Suite 205, Monterey, CA 93940

www.bellastudiomonterey.com

bella@bellastudiomonterey.com, 831.920.2272



Back Porch Fabrics

Fabulous Fabrics, Books & Quilting Tools

Gail E. Abeloe

(831) 375-4453

(831) 375-3755 fax

157 Grand Avenue at Central, Pacific Grove, CA 93950

Gail@backporchfabrics.com

www.backporchfabrics.com



Holly Casey Quilts

Custom Longarm
Machine Quilting

45335 Vista Place
King City, CA 93930
(831) 385-3374

www.hollycaseyquilts.com
holly@hollycaseyquilts.com

Please patronize our advertisers
and local businesses.

Road Trips & Local Events

Calendar, Road Trips, and Local Fun Stuff

Events in October

Now - OCT. 27, [SAN JOSE QUILT MUSEUM EXHIBITS](#) Collecting New York Beauty Quilts: Bill Volckening's Passion
Tasty! Food Inspired Quilts
Out of Chaos
San Jose Museum of Quilts and Textiles, 520 S. 1st St. San Jose, CA 95113.
www.sjqUILTmuseum.org

Now - - NOV. 5, [CHARLOTTE'S WORLD QUILT EXHIBIT AT BACK PORCH FABRICS](#)
Quilts by Charlotte Scholberg, Back Porch Fabrics, 157 Grand Ave., Pacific Grove, CA.
For details, call 831-375-4453. www.backporchfabrics.com

Events in November

NOV. 6, 2013 - JAN. 19, 2014 [SAN JOSE QUILT MUSEUM EXHIBITS](#)
Fiberart International 2013. Members walk-through, November 10, 1-2pm
followed by the Opening reception from 2-4. San Jose Museum of Quilts
and Textiles, 520 S. First Street, San Jose, CA. www.sjqUILTmuseum.org

NOV. 10, 2013 - DEC. 30, 2013 [SLICES OF LIFE EXHIBIT AT BACK PORCH FABRICS](#) Quilts by Mary Ellen Parsons. Reception for the artist, Sunday, November 10, 1-3 pm. Back Porch Fabrics, 157 Grand Ave, Pacific Grove, CA. Contact 831-375-4453 or www.backporchfabrics.com.



NOV. 14, 2013 - NOV. 16, 2013 [EDDIES BEE IN MONTEREY "SEWING BY THE SEA"](#) Eddie's Quilting Bee will be in Monterey Thursday the 14th and Friday the 15th 9:30 to 7:00 pm and Saturday the 16th 9:00 to 5:00 pm. Offering sewing machine sales and SERVICE, accessories, and cabinets. Hyatt Regency Monterey, Cypress ballroom, 1 Old Golf Course Road...off Mark Thomas Dr., Monterey, CA www.eddiesquiltingbee.com.

NOV. 15, 2013 9:30AM - 4PM [CHARITY QUILT FRIENDSHIP GROUP \(CQFG\) SEW-IN](#)
For directions, contact Terann Carr, Community Liaison, 831-375-7881
or cacarrs@sbcglobal.net.

NOV. 25, 2013 9AM - 11AM [SANTA CLARA VALLEY QUILT ASSOCIATION](#) General meeting speaker: Cathie Hoover. Westgate Community Bible Church, 1725 Saratoga Ave., San Jose, CA 95129 www.scvqa.org

NOV. 26, 2013 9AM - 4PM [SANTA CLARA VALLEY QUILT ASSOCIATION](#) Workshop: "Technique Sampler" Santa Clara Valley Quilt Association, Westgate Community Bible Church, 1725 Saratoga Ave., San Jose, CA 95129 www.scvqa.org

Tina Magill, Communications Team
magill1242@gmail.com, 831-649-1987

**MONTEREY PENINSULA QUILTERS
GUILD
PO Box 1025
PACIFIC GROVE, CA 93950**

General Meeting: Monday, November 11, 2013 , 6:30 p.m. Note: 2nd Monday

<p>Location: Pacific Grove Community Center 515 Junipero Avenue (at 15th) Pacific Grove, CA 93950</p>	<p>Meetings are held the first Monday of the month at 7:00 p.m. Many members arrive at 6:30 p.m. for an informal social time. Please check the front page for any schedule or location change.</p>
<p>Membership: New members are always welcome! Dues are \$35.00, and are due by the September general meeting in order to be listed in the current directory.</p>	<p>Guests are welcome. A \$5.00 fee is charged for entry and participation. Please ask your guest to stop at the membership table.</p>

Pines & Needles Newsletter

This newsletter is published monthly for the benefit of our members. It is available online at www.mpqg.org. Articles are due on the 10th of the prior month. Please send items to the webmistress Alexandra Burke via email at alex@alexandraberg.com.

“Pines & Needles” newsletter editor Patty Stuart reserves the right to edit all submissions for content, length, or otherwise for publication.

Advertising Rates per Issue: \$5.00 Business Card; \$10.00 1/4 page; \$18.50 1/2 page; and \$30.00 full page. Annual rates are available. Advertisers should be quilting-related businesses.

Privacy Policy

Any contact information provided in this newsletter – whether phone number, email, address or otherwise – is for the convenience and use of MPQG members, our advertisers and sponsors, and sharing newsletter guilds only. The information may not be sold or used for advertising, spam, commercial or other purposes without the written approval of the MPQG Board.