

Pines & Needles



NEWSLETTER OF THE MONTEREY PENINSULA QUILTERS GUILD

MAY 2022

MPOG.ORG

May Meeting

Mon, May 2, 2022

6:30 PM via ZOOM

Carrie Zizza

*A Deep Dive Into Needles,
Thread, Batting, and Fabric*

A safe link will be emailed to you prior to the meeting.

Meetings start promptly at the designated time. Please sign in at least 5 minutes before the start of the meeting.

ZOOM Meeting

Monday, May 2, 2022 — 6:30 PM

Carrie Zizza

*A Deep Dive Into
Needles, Thread, Batting,
and Fabric*

Carrie says: "I descend from a long line of quilters, sewers and artists. My paternal grandmother embroidered and quilted, my maternal grandmother crocheted, my mom and aunts sewed all their clothes including suits for themselves and their husbands, and three of my uncles were art directors for various advertising companies in NYC. I am humbled to be able to carry on the family creative tradition."



Carrie Zizza

After retiring from her profession as flight attendant, she started a longarm business. She is now a quilting teacher and speaker and professional longarmer.

In this lecture she shares the minutiae, ins, outs, tips and tricks of choosing the right ingredients for your quilt sandwich. From which way to unwind a spool of thread to why does this batting beard?!? She will lay out an array of information for your consumption. We all will learn something and will be entertained by her great sense of humor.



Kathrin Brown, Programs
kathrin.brown@gmail.com

MPQG Calendar

April 25 @ 5:30 PM

Board Meeting **Zoom**

April 29 – deadline to purchase
[Awards Party tickets](#)

May 2 @ 6:30 PM

General Meeting **Zoom**

Speaker: **Carrie Zizza**

*A Deep Dive Into Needles,
Thread, Batting & Fabric*

May 6 – 6:00-7:30 PM

Quilt Show Awards Party
Chautauqua Hall
176 16th Street
Pacific Grove, CA

May 6, 7, 8 – 10 AM

Quilts by the Bay – Quilt Show
Chautauqua Hall
176 16th Street
Pacific Grove, CA

May 30 @ 5:30 PM

Board Meeting **Zoom**

June 6 @ 6:30 PM

General Meeting **Zoom**

Speaker: **Daisy Aschehoug**
The Anatomy of a Curve

Quilt Show Awards Party – Friday, May 6

[Purchase tickets](#) by Friday, April 29

President's Letter – May 2022



Our quilt show is less than two weeks away and we are polishing the details. We hope you are too – checking your entered quilts for sleeves and labels, sewing on your official paper label that helps our able crew quickly find your quilt's place, and proofreading the information that will go on the wall next to your quilt. All of this preparation is important to ensure our guild members' beautiful work is thoughtfully and securely displayed.

Looking forward to seeing our 200 quilts in place – **plan now to join us at our Friday evening celebration.** Tickets are easy to purchase on our [website](#). And be sure to spread the word to friends and family that Friday night is a great time to view the show – with easier parking and you as their guide. I can't wait to see you there!

Linda Branting – brantinglm@me.com

Quilts By The Bay 2022

200+ Quilts
Fabric Sale
Mini Quilt Raffle
Chautauqua Hall
176 16th Street
(at Central)
Pacific Grove, CA
Tickets: \$10
Under 18 free
with adults
May 6-8,
2022
F, Sa 10-5
Sun 10-4
www.mpqg.org
Dizzy Geese Opportunity Quilt

The biggest event for our guild is the annual Quilt Show. It is an opportunity to show our work, what we are about, a way to increase our funds, and to keep the art of quilting alive. As the biggest event of the year, this quilt show can only be a success with all hands-on-deck. The quilt show committee is doing so much to make this a show a terrific reality and, now, we are counting on the remaining members to fill in the volunteer opportunities on the show days.

Please check below for:

- How to sign up with the volunteer coordinator, Heather Clifton.
- How to sign up and pay for the Awards Party.
- All the important details about prepping your quilts, dropping them off, and picking them up.

I can't wait to see you all in person at Chautauqua Hall!

Joan Costello, 2022 Quilt Show Chair
beachbreak1250@gmail.com

MPQG Awards Party

You are all invited to our quilt show awards party on May 6, at Chautauqua Hall. The tickets are \$10.00 and may be purchased online until April 29, 2022. Tickets include wine, finger foods and dessert! The party is from 6-7:30pm and should be a real fun time since we haven't seen each other for 2 years! Any questions, please contact Regina Moore at 831-402-7158 or mooregina2006@yahoo.com. Click on this [Awards Party Tickets](#) link to buy tickets.

Reminder: tickets must be purchased online by April 29!

Regina Moore, Awards Party Chair
831-402-7158

Volunteers Needed for Quilt Show

We Need You . . .

To ensure a wonderful and successful Quilt Show, we need all the volunteers we can get – members, family, friends. And sign ups are done differently this year without the in-person guild meeting. Please call or email Heather Clifton to select your volunteer spots. We have many options and openings and are looking to fill the following jobs:

- **Set-up** – Thursday, May 5th (3-4 hour slots)
- **Mini Quilt Raffle** – May 7th-8th (1 hour and 45 minute slots).
- **White glove** – May 7th (1 hour and 45 minutes to 2 hour slots).
- **Fabric sale** – May 5th-8th (1 hour and 45 minutes to 2 hour slots).

Remember, if you entered a quilt in the show, you are asked to do two volunteer time spots. If you cannot volunteer yourself, you can have a friend or family member volunteer as your proxy. Or bring a friend or family member along to help out to show, celebrate and protect the 200 quilts. Sign up early to secure your preferred day, time, or job!

Contact: Heather Clifton – (530) 559-2319
heatherclifton@gmail.com

Quilt Show Acceptance Letters and Quilt Label/Show Card Information Sheets

The Quilt Show Acceptance Letters with the Quilt Label/Show Card Information sheets were mailed out April 4th so if you haven't received your letter contact me IMMEDIATELY. If you have not already done so, READ the Acceptance Letter and CHECK the Show Card Information for any errors.

Cut off the upper section titled "Quilt Label" and sew it to the back of your quilt as directed. Instructions for making and sewing a sleeve to your quilt are also included.

The bottom half, titled "Show Card Information", contains the information that I print on a card that will hang next to your quilt in the show. Please proofread it carefully and report any errors to me ASAP, as I need to begin printing the cards this week.

Bring your quilts to Chautauqua Hall on Thursday, May 5, between 7:00 AM and 9:00 AM. Judged quilts MUST arrive by 8:30AM or they WILL NOT be judged.

Contact me if you have any questions. Due to the proliferation of robocalls and scammers, I screen my calls, so please leave me a message if I don't answer.

Sharon Winter, Quilt Show Data Entry
slwinterNL@comcast.net
831-647-8769

Quilts to be Judged

Just a reminder to everybody who has entered quilts to be judged at the Quilt Show – please remember that the quilts must have a hanging sleeve and should be clean, odor-free, and pet-hair-free. In addition, they must be brought to the Quilt Show site absolutely **no later than 8:30 AM on Judging Day, Thursday, May 5**. I regret that if a quilt arrives any later than that, it likely will not be possible to have it judged – if you see a potential problem on the horizon about delivering your to-be-judged quilts on time, please call me as soon as you can to see if anything can be worked out. Good luck!

Debbie Biller
(c) 831-595-2641

Call for Raffle Quilts



If you have an orphan block or want to try a new technique or practice machine quilting, make it into a mini quilt to donate for the raffle at the next MPQG 2022 Quilt Show.

Size is up to you but quilts up to 20-24" square, rectangle, etc., are good. Minis DO NOT need a 4" sleeve, but please attach a label with your name. Quilts may be dropped off at the Rabbit Hole in Pacific Grove (1180 Forest Ave Ste. D) or at the Rabbit Hole Quilt Loft in Carmel (Lincoln, 3 NE of 8th #104).

This has been a great fundraiser for the guild and a show favorite so let's make it happen again.

Chris Beach
rabbitbeach2000@gmail.com

Fabric Sale at the Quilt Show

Fabric Sale Guidelines

The Quilt Show Fabric Sale will accept all quilting and sewing related items, except books and magazines. Large items, like quilts and sewing machines, should be cleared with chairpersons. This is your chance to clean out your sewing area and help the guild earn some money in the process. Win-win!

THE BIG PICTURE

1. Open to all sewing related items IN GOOD CONDITION.
2. NO ODORS IN FABRIC (fresh, not musty, or smelling of smoke).
3. NO LOOSE FABRIC, ONLY FABRIC THAT IS: • measured, rolled, taped (blue painter's tape) and marked • fat quarters taped singly or in a stack • quart sized zip-lock bags of scraps TAPED SHUT.
4. Anything smaller than 1/4 yd. should go into a zip-lock scrap bag taped shut.

MEASURING AND ROLLING

1. One fabric per roll.
2. Use a zip-lock bag if there are many pieces of the same fabric, taped shut.
3. One piece folded selvage to selvage:
 - measure along selvage to the nearest complete increment of 1/4 yd.
 - If there is a lot left, fold it over to meet the rest and guess the total EXAMPLE: One piece measured along selvage could be described as: 2 1/2 + (if it isn't quite 2 3/4).
4. Fabric that measures 2 yards or more may be folded instead of rolled. Please measure and roll around a bolt board. Use blue painters tape and wrap completely around securely. Mark length and pull out the board. These will go on a "flat fold" table.
5. Panel designs and similar pieces will be hung, so they can be turned in loose.
6. Coordinating fabric pieces may be put into zip-lock bags and taped shut.

TURNING IN FABRIC

We appreciate your help to make the Fabric Sale a clean and welcoming environment. DO NOT turn in any loose fabric, it will be thrown out. Honest. **Turn in prepared fabric and other items at Chautauqua Hall in Pacific Grove, at 16th and Central on Wednesday, (load in day), or Thursday, (quilt turn-in) day the week of set up.** You may contact Christi Sutphen 612-209-0956 or Liz Rondelle at 831-620-2512 if other arrangements need to be made for turning in your items.

THANK YOU for helping us to create another successful fabric sale. We look forward to seeing you at the Quilt Show!

Christi Sutphen – 612-209-0956
Liz Rondelle – 831-620-2512

After Show – Quilt Pick Up

Remember to pick up your quilt entries at the end of the show.

Quilt pick up begins when all the quilts have been taken down – approximately 4:45 pm on Sunday. All quilts must be picked up no later than 5:30 pm.

Joan Costello, 2022 Quilt Show Chair
beachbreak1250@gmail.com



Membership News

A warm welcome to our new members:



Linda Causey	Seaside
Eileen Dowell	Marina
Jason Horsey	San Francisco
Dawnelle Ward Loveless	Buckley, Washington
Carol Silveira	Pacific Grove
Susan Stoney	Carmel
Cheryl Wolf	Carmel
Michelle Zahn	Hugar, South Carolina

Thanks for joining our guild. Remember, anytime can be stitchin' time. Just keep calm... and always carry a seam ripper.

Karen Shaffer, Membership Chair
karendshaffer@aol.com

Upcoming Programs

Jun 6	6:30PM	Speaker	Daisy Aschehoug warmfolk.com	<i>The Anatomy of a Curve</i>	Zoom
--------------	--------	---------	--	-------------------------------	------

Kathrin Brown, Programs – kathrin.brown@gmail.com

DO YOU LIKE TECH?

We are returning to in-person meetings in **July**. The Board would love to continue to offer ZOOM access to those meetings! We need a volunteer to take charge of this outreach. Are you interested in learning some new technology and helping us stay in touch with members who are home-bound or reside outside of Monterey?

Please contact Joan Costello (beachbreak1250@gmail.com) to volunteer.

Dizzy Geese — 2022 Opportunity Quilt

We will be drawing a winner for our Dizzy Geese Opportunity Quilt before you know it. Be sure to get your tickets in as soon as you can so you don't miss out! Also, don't forget to encourage your friends to buy tickets too.

Remember that we are not using physical tickets this year. Instead, we are using a computer program to generate ticket numbers and email them to each purchaser. This means you only have to fill out your information one time for as many tickets as you would like. It does mean more time on our end for data entry, which is why we would love to have Member entries done **BEFORE** the Quilt Show. This will free up our time during the show to enter Visitor entries purchased at the show.

It is super EASY to print the form below and drop it in the mail with your check. The link is also on the Home Page at www.mpqg.org. Just scroll down a bit and you will find everything you need. For those who have trouble printing, you are welcome to write the required information on a notecard or paper to submit with your payment. If you want to save a stamp or pay cash, you could contact Helen Edgerton (831-277-0623) to arrange a drop off time.



Thank you in advance for your cooperation and I look forward to seeing many of you at the Quilt Show.

Drawing to be held May 8th

Sherrill Ash
(831) 915-2296

Dizzy Geese — 2022 Raffle Ticket Form

Tickets \$1 each, 6 for \$5, 12 for \$10, 24 for \$20

Mail check to: MPQG, P.O. Box 1025, Pacific Grove, CA 93950

Name: _____

E-mail Address: _____

(will be used to email receipt and ticket numbers only)

Phone Number: _____

Number of Tickets: _____

Total \$ Enclosed: _____

Community Quilts

Thank you!

Amazingly, many of you have dropped off lovely community quilts while in the midst of preparing for the show. Thank you, we'll get them out to the people who need the comfort.

Need a Project? How about a Finishing Kit?

Mayday! Mayday! Pan Pan! For non-sailors, those are distress calls. We're not quite there yet but close. Hope that once you've had a chance to bask in the deserved glow of an awesome quilt show, you will consider finishing one of the donated tops. MPQG is an awesome village and it takes our village to keep our charity tops from languishing unloved. Thank YOU!



Mayday! Mayday! Tower of "finishing kits" in danger of toppling.

Fatima Dias – mafadimo@yahoo.com



Cheryl Murphy pieced this large, cheerful top that Chris Beach quilted. It's going to make someone very happy.

MPQG Heart Pillows Project

May is our Quilt Show and you're probably busy putting finishing touches on your entries. Bert Sisson made 7 fun, whimsical and pretty pillows for our project.

I will make more red satin pillows this month but will not deliver pillows until we have a full bag, usually 20 pillows.

Please contact me if you're interested in contributing to this much appreciated project. Messages can be left at 831-624-2700 or email kcpapenhausen@gmail.com and use "heart pillows" in the subject line.

I still have unopened box of stuffing, and half a bag! If you need labels I can mail those to you.

Thank you, Bert, for your big contribution over past months!

Happy Mother's Day!

Kathleen Clancy – kcpapenhausen@gmail.com



May BOM – Angular Spiral

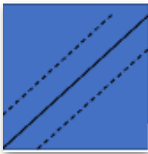
This is a modern interpretation of an old block. It contains a quarter square triangle and uses a partial seam to complete.



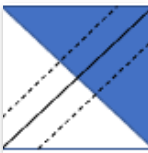
Use two contrasting fabrics:

Cut a 5 ½" x 5 ½" square from each fabric

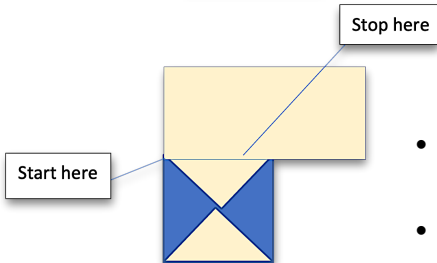
Cut 2 8 ½" x 4 ½" rectangles from each fabric.



- Pair the squares right sides together (RST). Draw a diagonal line corner to corner on the back of the lighter fabric. Sew ¼" on both sides of the drawn line. Cut along drawn line. Press to the dark.

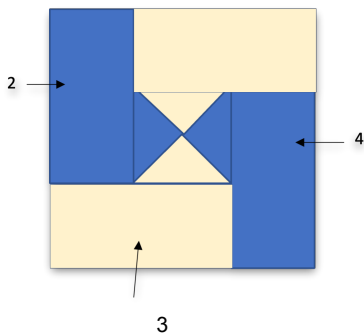


- Pair the two half-square triangles (HSTs) alternating the colors. Draw a diagonal line perpendicular to the seam line. Sew ¼" on both sides of the drawn line. Cut along the drawn line. Press open. Trim to square if needed.



- Set one of the quarter square triangles aside for another block.
- Sew a rectangle to the center, matching colors. Don't complete the seam. Finger press to the outside.

If the idea of sewing a partial seam gives you heartburn, there are many demonstrations on the web. Here's one of them: <https://www.youtube.com/watch?v=kDKNtqYCiEs>



- Attach the remaining rectangles. Complete the partial seam. Press to the outside and trim to 12"

Questions?

Elizabeth McInnis
Block of the Month Coordinator
emcinnis@me.com

Block of Month Pattern	Newsletter Issue
Disappearing Pinwheel	November
Turned Corners	December
Wonky Winter Solstice	January
Interlock	February
Disappearing Shoo Fly	February
# Greatblock	March
Random Sticks	April
Angular Spiral	May

2022 MPQG Challenge Quilt

Flying Geese Folly

Looking back over the challenges from past years, there has never been one that required a specific block in the quilt. We hope you will find this challenge “challenging” as well as inspiring and fun.

Each quilt must contain 3 Flying Geese blocks:

- They can be any size – how many (or few) Flying Geese can you fit on your quilt?
- The geese can be flying around in a wedge, or can be a gaggle nesting in one corner.
- Use any technique you wish: appliqué, piecing . . .
- Feeling “artsy”? Incorporate the Flying Geese into a scene, flying over a building, trees, or a pond.
- Only the sky (and your imagination) are the limit.

**Each quilt should measure 18” x 18”
and contain 3 layers (top, batting and backing).**

We hope you will participate in this year’s challenge. It’s so much fun to see how creative a group we are.

The quilts will be due in **August**. Hopefully, we will be able to meet in person so that we can see them up close and personal.

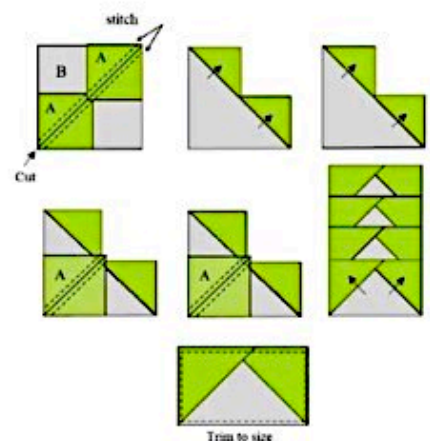
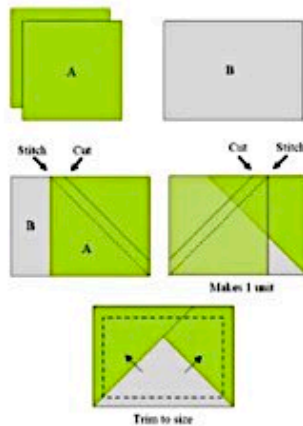
Your Challenge Committee:

Phyllis Martin
downfieldpm2@gmail.com

Catherine McGovern
mcjmcgovern@gmail.com

FLYING GEESE CUTTING CHARTS

FINISHED Block Size	Squares Cut 2 (A)	Rectangle Cut 1 (B)	FINISHED Block Size	Small Squares Cut 4 (A)	Large Square Cut 1 (B)
1/2" x 1"	1 1/4"	1 1/4" x 1 3/4"	1/2" x 1"	1 5/8"	2 1/2"
5/8" x 1 1/4"	1 3/8"	1 3/8" x 2"	5/8" x 1 1/4"	1 3/4"	2 3/4"
3/4" x 1 1/2"	1 1/2"	1 1/2" x 2 1/4"	3/4" x 1 1/2"	1 7/8"	3"
7/8" x 1 3/4"	1 5/8"	1 5/8" x 2 1/2"	7/8" x 1 3/4"	2"	3 1/4"
1" x 2"	1 3/4"	1 3/4" x 2 3/4"	1" x 2"	2 1/8"	3 1/2"
1 1/4" x 2 1/2"	2"	2" x 3 1/4"	1 1/4" x 2 1/2"	2 3/8"	4"
1 3/8" x 2 3/4"	2 1/8"	2 1/8" x 3 1/2"	1 3/8" x 2 3/4"	2 1/2"	4 1/4"
1 1/2" x 3"	2 1/4"	2 1/4" x 3 3/4"	1 1/2" x 3"	2 5/8"	4 1/2"



MPQG Friendship Groups



Most MPQG Friendship Groups are meeting in person.

With vaccinations plentiful and safety protocol well established, most MPQG Friendship Groups are meeting in person and most are open to new members. These small groups of quilters meet regularly to enjoy quilting, chatting, and sharing in a small group setting. For information about joining a specific group, please contact the member listed below. For general information regarding Friendship Groups or for help starting a Group, please contact, Marjorie Longo, 831-624-8649 or frumml@gmail.com.

Before attending an in person gathering, please check with the contact person listed below to verify that your personal standard of safety protocols are in place. See below for Friendship Groups on ZOOM.

Marjorie Longo – Friendship Group Coordinator

<p>Carmel – Tea Timers Meets Wednesday 1:00 to 3:00 p.m. Pat Tilson's house Regina Liske, 831-333-9302 All levels meet to do handwork. <i>Group is currently full.</i></p>	<p>Carmel – Out of the Box Quilters Meets the 2nd and 4th Thursdays 1:00 - 4:00 p.m. Marjorie Longo's house, 831-624-8649 frumml@aol.com All levels meet to sew, discuss, and create.</p>
<p>Carmel Valley – Cut-Ups Meets the 1st Thursday 12-4 p.m., St. Dunstan's Church Liz Rondelle, 831-620-2512 bukavugirl@aol.com All levels meet to sew, share, mini demos, group challenges, and charity quilts. Large work tables available. Bring your lunch at noon or drop in anytime.</p>	<p>Laguna Seca Area – No Strings Attached Meets the 3rd Tuesday 4:30 p.m. at Chamisal Bistro Cec Larsen, 831-235-0456 Enjoy libations as you do a little hand work and share your quilting thoughts.</p>
<p>Monterey – Material Girls Meets 3rd Friday 12 - 3 p.m. Donna Appleget's house, 831-324-4316 jaappleget@aol.com All levels meet to share ideas and skills for quilt making. Bring your lunch. <i>Due to Covid concerns, this group is currently full.</i></p>	<p>Monterey – Stitch and Dine Meets the 2nd Tuesday 3:00 - 6:30 p.m. Gudny Campbell, 831-372-6369 Sewing and dinner. <i>Group is currently full.</i></p>
<p>New Monterey – Friends of Fred Meets the 3rd Monday 1:30 to 3:00 p.m. Regina Liske, 831-333-9302 Meetings are outside at Regina Liske's house Bring a project to work on. Show & tells are welcome.</p>	<p>Everywhere – Beyond Borders Meets the 2nd Tuesday 1:00 p.m., Pacific Time Dru Hammond, (831) 241-1411 druhammond@aol.com All levels from near and far meet to sew, share, and visit with old and new friends on ZOOM.</p>
<p>Everywhere – Moonlight Zoomers Meets the 4th Wednesday 6:30 p.m., Pacific Time Elizabeth McInnis, (831)756-8001 All levels from near and far, are welcome after hours to sew, share, and visit with friends, both old and new, on ZOOM</p>	

Sponsors



Back Porch Fabrics
Gail E. Abeloe
831-375-4453
 gail@backporchfabrics.com
 www.backporchfabrics.com
218 Grand Avenue
Pacific Grove, CA 93950



FAMILY THREADS QUILT SHOP
 107-D The Alameda #1203
 San Juan Bautista, CA 95045
831-623-0200
OPEN M-F 10-5, Sat 10-3
CLOSED Sun
 FamilyThreadsQuiltShop.com
*A place where there is
 no such thing as too much fabric!*
 Here's where we post our new arrivals
 and what we're working on.



Nottingham Ranch Quilting
 Longarm Quilting Services
Heather Clifton
 (530) 559-2319
 nottinghamranchquilting@gmail.com
 35 Asoleado Drive
 Carmel Valley, CA
 www.nottinghamranchquilting.com
 Instagram.com/nottingham_ranch_quilts



Machine Medics
831-479-8117
Sewing Machine Repair
 Karen and Luis Gonzalez
 www.machinemedicssc@gmail.com
 P.O.Box 605
 Capitola, CA. 95010



Holly Casey Quilts
**Custom Longarm
 Machine Quilting**
 45335 Vista Place
 King City, CA 93930
 (831) 385-3374
 www.hollycaseyquilts.com
 holly@hollycaseyquilts.com



slowfiber
california
MAKER/MEND/SUPPLY * textile ed
 make mend shop sustainably
 ORGANIC * FAIR TRADE * PRE-OWNED
 NEW* FABRIC * YARN * FIBER * NOTIONS
 buy | sell | trade
Classes
Labs
MENDBARS
 Jaki Canterbury
 www.slowfiber.com
 831-901-5168
 PRINTED ON RECYCLED PAPER



Chris Beach
The Rabbit Hole
 1180 Forest Ave. Suite D
 Pacific Grove, CA 93950
 (831) 582-8654
 rabbitbeach2000@gmail.com
 www.TheRabbitHole.store
 www.facebook.com/therabbitholepg
 www.instagram.com/therabbitholepg



Doodle Arts
 Nina Ashton
 (650) 222-4683
 Nina@DoodleArts.com
 https://doodlearts.com
Longarm Quilting by Doodles



Empty Spools Seminars
 ASILOMAR CONFERENCE GROUNDS
2023 QUILTMaking WORKSHOPS
 REGISTRATION OPENS MAY 2 AT 8 AM
 EMPTYSPOOLSSEMINARS.COM

Quilts on Display at Monterey Public Library



Quilts made by MPQG members are on display at the Monterey Public Library from April 16 through May 7.

Calendar, Road Trips, and Events

Thru July 3, 2022

45TH ANNIVERSARY EXHIBITION: NEW DIRECTIONS

COMING TOGETHER – A QUILT FOR HEALING: *A Collaboration Between SJMQT and Kids & Art Foundation.* San Jose Museum of Quilts & Textiles. 520 S. First Street, San Jose, CA. sjquiltmuseum.org

May 6-8, 2022

Quilts by the Bay 2022. Monterey Peninsula Quilters Guild Show. Chautauqua Hall, 176 16th Street (at Central), Pacific Grove, CA. mpqg.org

May 14-15, 2022

Legacies of Love Quilt Show. Piecemakers Quilt Guild. Dominican Center, 43326 Mission Circle, Fremont, CA. piecemakersguild.org

September 1-5, 2022

Monterey County Fair. “Wool Meet Ewe at the Fair”. Monterey County Fairgrounds, 2004 Fairground Road, Monterey, CA. montereycountyfair.com

September 26-27

Harvest of Colors Quilt Show — A Members Showcase. Earl Warren Showgrounds, 3400 Calle Real Las Positas Entrance, Santa Barbara, CA. coastalquilters.org

2021-2022 Board of Directors

Officers	Coordinators
President – Linda Branting	Activities – Susan Michelson
Vice President – Joan Costello	Communications – Barbara Boyer
Secretary – Deb Ryan	Community Outreach – Carole Brower
Treasurer – Ann Croll	Membership – Karen Shaffer
	Program – Kathrin Brown

Pines & Needles Newsletter

It is available online at www.mpqg.org. Articles are due on the 15th of the prior month. Please send items to the editor, Karen Wagner, via email at kwags525@gmail.com. *Pines & Needles* newsletter editor reserves the right to edit all submissions for content, length, or otherwise for publication.

Member Advertising Rates per Issue: \$5.00 Business Card; \$10.00 1/4 page; \$18.50 1/2 page; and \$30.00 full page. Annual rates are available. Advertisers should be quilting-related businesses.

Privacy Policy

Any contact information provided in this newsletter - whether phone number, email, address or otherwise is for the convenience and use of MPQG members, our advertisers and sponsors, and sharing newsletter guilds only. The information may not be sold or used for advertising, spam, commercial or other purposes without the written approval of the MPQG Board.