



## March Meeting

Mon, March 7, 2022

6:30 PM via ZOOM

**Deborah Fell**

*The Thread That Runs Through It*

A safe link will be emailed to you prior to the meeting.

*Meetings start promptly at the designated time. Please sign in at least 5 minutes before the start of the meeting.*

## ZOOM Meeting

Monday, March 7, 2022 — 6:30 PM

**Deborah Fell**

*The Thread That Runs Through It*



Deborah Fell

Deborah is teaching in Session 2 (Mar 4-9) for Empty Spool Seminars at Asilomar. She is using her free night to speak to us. Originally scheduled as an in-person, this will be on **ZOOM**.

"I am an artist and my medium is quilting. Materials include cloth, paint, repurposed found objects and stitching. Layering, organic mark-making and line are prominent elements in my work. I allow myself to listen to the art. I follow where it takes me and the process of creating continues to teach me to be honest and to have the courage to keep moving forward."

Deborah is a full-time studio artist committed to the quilt medium. She is a professional member of the Studio Art Quilt Associates, and Art Quilt Network. Deborah's art focused on abstract, organic shapes while using surface treatments such as dyeing and painting fabric, photography and reclaimed materials. Deborah has been a professional educator for over 30 years. Besides teaching at-risk high school students in a public high school setting, Deborah has taught various art workshops such as the Quilt Surface Design Symposium, Quilting by the Lake and Art Quilt Tahoe, and Empty Spools Seminars.

Please see more about Deborah on her website. She has a long resume: [deborahfell.com/about-deborah-fell/](http://deborahfell.com/about-deborah-fell/)

Kathrin Brown, Programs  
[kathrin.brown@gmail.com](mailto:kathrin.brown@gmail.com)

## MPQG Calendar

**February 28 @ 5:30 PM**

Board Meeting **Zoom**

**March 5 & 12**

@ 9:30 AM-12:30 PM

Workshop: **Sheila Frampton Cooper Zoom**

**March 7 @ 6:30 PM**

General Meeting **Zoom**

Speaker: **Deborah Fell**

*The Thread That Runs Through It*

**March 28 @ 5:30 PM**

Board Meeting **Zoom**

**April 4 @ 6:30 PM**

General Meeting **Zoom**

Speaker: **Lisa Walton**

Traveling Textile

**April 25 @ 5:30 PM**

Board Meeting **Zoom**

**May 2 @ 6:30 PM**

General Meeting **Zoom**

Speaker: **Carrie Zizza**

*A Deep Dive Into Needles, Thread, Batting & Fabric*

**May 6, 7, 8**

Quilts by the Bay – Quilt Show

2022 Quilt Show entry forms due March 7th.

No exceptions.

## President's Letter – March 2022



Returning from QuiltCon in Phoenix, I could not be more excited about our own upcoming quilt show. What a treat to see so much inspiring work and meet many of the quilters who created it. Even our masks couldn't hide smiles all around.

After our two-year quilt show hiatus, I appreciate a chance to gather with our "tribe" more than ever. Our MPQG Quilt Show is just such an occasion.

Have you entered a quilt? I hope so. Our show gives us all a chance to get to know each other better, new members and new quilters especially. And long-time members—what have you been working on for the past two years? We can't wait to see! We all enjoy our Zoom Show & Tell sessions, but there's nothing like seeing work up close, full size, in colors intended as opposed to what your monitor delivers. Remember that you may have your work judged or not. And while having a quilt judged offers a valuable opportunity to receive helpful comments toward improvement, that choice is up to you. Either way, ENTER NOW!

I'm so looking forward to seeing you and your beautiful work at what is always a stellar event for MPQG.

Linda Branting – [brantinglm@me.com](mailto:brantinglm@me.com)

### Vice President's Message

The most delightful part of the job of Vice President of MPQG is sending checks to local organizations, encouraging and supporting them in their sewing and quilting ventures. The board approved grants for:

- ARIEL Theatrical
- Monterey Bay Charter School
- Pacific Grove Middle School
- Seaside High School's Makerplace
- The local branch of the National Charity League.

The board also sent a generous donation to the San Jose Museum of Quilts.


This year these grant allocations were possible because of members' hard work and enthusiastic bidding in the fall online auction.

Joan Costello  
[beachbreak1250@gmail.com](mailto:beachbreak1250@gmail.com)

### Best of QuiltCon 2022!

Linda Branting's QuiltCon entry, Connections, has been selected for the traveling exhibit of the Best of QuiltCon 2022. Already on the schedule this year are Sisters Outdoor Quilt Show, the "Airing of the Quilts" in Iowa, as well as shows in Texas, Virginia and Tennessee.

Congratulations Linda!



*Connections by Linda Branting*

## 2022 Quilt Show

The biggest event for our guild is the annual Quilt Show. It is an opportunity to show our work, what we are about, a way to increase our funds and to get our word out to recruit new members and keep the art of quilting alive. Hopefully you have entered your glorious quilts in the show and are ready to be inspired by your fellow members' work.

As the biggest event of the year, this quilt show can only be a success with all hands-on-deck. The quilt show committee has had its first two meetings and we are ready to go with all this knowledge and experience we share. Now, we are going to count on the remaining members to fill in the volunteer opportunities on and before the show days. **The expectation is that members who enter one or more quilts fulfill two volunteer time slots.** Of course you are welcome to volunteer even if you haven't entered. Please keep some time free to sign up as soon as we circulate the sign-up sheets.

**For Committee Chairs – here are our ZOOM meeting times:**

February 26, 9:30 AM

March 26, 9:30 AM

April 30, 9:30 AM

Joan Costello, 2022 Quilt Show Chair

[beachbreak1250@gmail.com](mailto:beachbreak1250@gmail.com)

## Quilt Show Entries

### QUILT SHOW ENTRIES! COME ONE, COME ALL!

Now that everyone has had an extra month (compared to past quilt shows) to complete a quilt (or two, or five) for the 42nd MPQG Quilt Show to be held in May, the deadline for submitting the Entry Forms and Judging application forms is fast coming up. Your Forms **MUST** be received by Colleen Johnson absolutely **NO LATER THAN MARCH 7** in order to have your quilts in the Quilt Show! Please do not count on USPS to deliver your forms on time if you mail them in the week prior to March 7 – if something arrives on March 8 it can't be accepted, no matter what the postmark date might be.

If you wish to avoid mailing, you can drop your entries off to Colleen Johnson (831-999-0444) or Debbie Biller (831-595-2641) by calling ahead to make sure someone is home to receive your envelope, especially if you've included required Judging fees.

And **PLEASE** don't forget your 4x6" color glossy **PHOTO** of each and every quilt you enter – on the back please write the maker's name, the quilt's name, and the size of the quilt, then staple the photo to that quilt's entry form.

The forms can be printed from the MPQG website, or from the newsletter.

If you have questions, please call either Colleen or Debbie at the above numbers.

Good luck at the Quilt Show!

Debbie Biller, Judging Committee

[mt\\_y\\_monk@yahoo.com](mailto:mt_y_monk@yahoo.com)

2022 Quilt Show entry forms are due March 7th – no exceptions.

## Scribes Needed – 2022 Quilt Show

The quilt show is coming soon! Looking for volunteers for the Judging day!

One of the important parts of the quilt show is having our quilts judged. If you haven't had quilts judged in the past, do consider doing so. It helps us to grow as quilters because the critiquing is a way to improve skills.

Volunteering as a scribe/judging helper gives an insight into honing techniques as we continue our quilting journey. You get to see what is important in piecing, quilting and binding skills.

If this is of interest, you may wish to be in the room to learn the aspects that the judge is looking for. Judging takes place the day before the show. It's a fun day of checking in the quilts, placing them in the correct categories, holding the quilts for the judge, running them into the main room for hanging as each category is finished and being able to take a quick peek at the show at the end of the day! If you wish to be a scribe, she tells you exactly what to put on the message to each quilter and it's the most important part of the judging process. This is a great job for someone who wants to volunteer but cannot stand for long periods of time.

So....consider this as a volunteer position this year! Just let me know if you would like to be added to the list for the day of judging.

Thanks loads,  
Judi Brown – [jdb515@sbdglobal.net](mailto:jdb515@sbdglobal.net)  
or give me a call at: 831-595-1478

## Call for Raffle Quilts



If you have an orphan block or want to try a new technique or practice machine quilting, make it into a mini quilt to donate for the raffle at the next MPQG 2022 Quilt Show.

Size is up to you but quilts up to 20-24" square, rectangle, etc., are good. Minis DO NOT need a 4" sleeve, but please attach a label with your name. Quilts may be dropped off at the Rabbit Hole in Pacific Grove (1180 Forest Ave Ste. D) or at the Rabbit Hole Quilt Loft in Carmel (Lincoln, 3 NE of 8th #104).

This has been a great fundraiser for the guild and a show favorite so let's make it happen again.

Chris Beach – [rabbitbeach2000@gmail.com](mailto:rabbitbeach2000@gmail.com)

## May We Borrow Your Small Quilts for Library Display?

We are lucky to once again have the display case in the lobby of the Monterey Library to promote our Quilt Show. Our theme is a hopeful "Oh the Places We'll Go" – thanks Sharon Winter – and we need SMALL quilts that evoke a place, including Monterey County, or travel. Small here is no larger than 36" but smaller is preferred. The display will run April 1-30. If you can lend a quilt that fits the theme, please contact Fatima to make arrangements for delivery or pick up by March 28.

Thank you,  
Fatima Dias – [mafadimo@yahoo.com](mailto:mafadimo@yahoo.com)



# Garage Sale at the Quilt Show

## Garage Sale Guidelines

This is a DIY (do it yourself) project. The Garage Sale will accept all quilting and sewing related items, except books and magazines. Large items, like quilts and sewing machines, should be cleared with chairpersons. This is your chance to clean out your sewing area and help the guild earn some money in the process. Win-win!

### THE BIG PICTURE

1. Open to all sewing related items IN GOOD CONDITION
2. NO ODORS IN FABRIC (fresh, not musty, or smelling of smoke)
3. NO LOOSE FABRIC, ONLY FABRIC THAT IS: • measured, rolled, taped (blue painter's tape) and marked • fat quarters taped singly or in a stack • quart sized zip-lock bags of scraps TAPED SHUT
4. Anything smaller than 1/4 yd. should go into a zip-lock scrap bag taped shut

### MEASURING AND ROLLING

1. One fabric per roll.
2. Use a zip-lock bag if there are many pieces of the same fabric, taped shut
3. One piece folded selvage to selvage:
  - measure along selvage to the nearest complete increment of  $\frac{1}{4}$  yd.
  - If there is a lot left, fold it over to meet the rest and guess the total EXAMPLE: One piece measured along selvage could be described as:  $2\frac{1}{2} +$  (if it isn't quite  $2\frac{3}{4}$ )
4. Fabric that measures 2 yards or more may be folded instead of rolled. Please measure and roll around a bolt board. Use blue painters tape and wrap completely around securely. Mark length and pull out the board. These will go on a "flat fold" table.
5. Panel designs and similar pieces will be hung, so they can be turned in loose
6. Coordinating fabric pieces may be put into zip-lock bags and taped shut.

### TURNING IN FABRIC

We appreciate your help to make the Garage Sale a clean and welcoming environment. DO NOT turn in any loose fabric, it will be thrown out. Honest. Turn in prepared fabric and other items at Chautauqua Hall in Pacific Grove, at 16th and Central on Wednesday, (load in day), or Thursday, (quilt turn-in) day the week of set up. Donations will be stored in the men's room. You may contact Christi Sutphen 612-209-0956 or Liz Rondelle at 831-620-2512 if other arrangements need to be made for turning in your items.

THANK YOU for helping us to create another successful garage sale. We look forward to seeing you at the Quilt Show!

Christi Sutphen – 612-209-0956  
Liz Rondelle – 831-620-2512

# Community Quilts

## Comfort Quilts in Search of Quilters

Donations continue to come in then go out to provide comfort. Thank you! Dropped off 16 quilts at the US Renal Care dialysis center and am sorting through our donations to find appropriate ones for the Veteran's Transition Center. Y'all are so prolific, we could use another charity organization to receive quilts – do you have any suggestions?

We're still in need of incubator quilts (45"x45") so add some borders to those orphan blocks to make a quilt that will be cherished. Also in need of members who can complete a Finish Kit – top, batting, back, label and binding. There are a variety of sizes and types of quilts so you can experiment and develop your quilting skills.

Thank YOU!

Fatima Dias – [mafadimo@yahoo.com](mailto:mafadimo@yahoo.com)



*Joanne Coss finished this fun quilt made with orphaned blocks.*



*Judy Harrold donated this beautiful quilt that made a dialysis patient happy and comfortable.*



*Regina Liske with one of the quilts she makes for the veterans who complete training with their service dogs.*



*Did you make this lovely, large top Chris Beach quilted? Please let me know who you are.*

# MPQG Heart Pillows Project

We have stuffing for anyone who would like to participate with the Charity Heart pillow project. If I can help you participate in this cheerful and much appreciated project, please contact me at [kcpapenhausen@gmail.com](mailto:kcpapenhausen@gmail.com), and put "Heart Pillow" in the subject line. I can provide stuffing or meet you for pick up of pillows completed or needing stuffing. Maybe meet at Gail's Back Porch Fabrics (new store location)? My message landline is 831-624-2700 for questions or comments.

Thanks Bert Sisson (bag of pillows) and each of you who participated this past month. Hopefully, I can pick up some more pillows from members to help fill the current bag for delivery before the end of this month. I'll be delivering pillows to the two main sources – CHOMP and SVMC Cancer Center.

Happy sewing each day. Cheers.

Kathleen Clancy – [kcpapenhausen@gmail.com](mailto:kcpapenhausen@gmail.com)



## Upcoming Programs

<b>Mar 5 &amp; 12</b>	9:30AM - 12:30PM	Workshop	<b>Sheila Frampton Cooper</b> <a href="http://zoombaby.com">zoombaby.com</a>	<i>Lines &amp; Curves</i>	Zoom
<b>Mar 7</b>	6:30PM	Speaker	<b>Deborah Fell</b> <a href="http://deborahfell.com">deborahfell.com</a>	<i>The Thread That Runs Through It</i>	Zoom
<b>Apr 4</b>	6:30PM	Speaker	<b>Lisa Walton</b> <a href="http://lisawaltonartist.com">lisawaltonartist.com</a>	<i>Traveling Textile</i>	Zoom
<b>May 2</b>	6:30PM	Speaker	<b>Carrie Zizza</b> <a href="http://itsazizza.com">itsazizza.com</a>	<i>A Deep Dive into Needles, Thread, Batting &amp; Fabrics</i>	Zoom
<b>Jun 6</b>	6:30PM	Speaker	<b>Daisy Aschehoug</b> <a href="http://warmfolk.com">warmfolk.com</a>	<i>The Anatomy of a Curve</i>	Zoom

Kathrin Brown, Programs – [kathrin.brown@gmail.com](mailto:kathrin.brown@gmail.com)

NOTE: Empty Spools Seminars – Sessions 1 and 2  
will be **CLOSED** to the public

# Membership News

The guild has 20 new members for the 2021-2022 year. Below they are listed by their home locations.



Bella Vista	Joy Garvey
Carmel	Liz Rondelle
Carmel Valley	Kelsey Boyte
Corralitos	LaVelle Brown
Marina	Rhonda Courter, Giselle Young
Monterey	Nancy Goehring, Sarah Vasey, Marilyn Uwate
Oslo, Norway	Teresa Heyerdahl
Pacific Grove	Judith Furman, Andrea Madsen, Debbie Baker
Pebble Beach	Jim Shillinglaw
Salinas	Marcia Givven, Marcia Olsen
San Antonio, TX	Pamela Read
Santa Cruz	Victoria Johnson
Soquel	Helen Klee
Thornwood, NY	Vivien Zepf

**Welcome new members!** And remember: You can't buy happiness, but you can buy fabric...and that's close enough!

Karen Shaffer, membership chair  
[karendshaffer@aol.com](mailto:karendshaffer@aol.com)

## March Workshop – Zoom

### *Lines & Curves – all levels*

**Sheila Frampton-Cooper**

March 5 & 12, 2022

9:30 am – 12:30 pm

Sheila is one of the “hot” quilting instructors right now, and we feel fortunate to have her teach for us over two days so that you have a week in between to absorb the material. Students will combine thick and thin lines with curved pieces and assemble the quilt top in rows. There are infinite possibilities. Sheila will demonstrate construction techniques for sewing curved seams and discuss some of the challenges you may run into with spontaneous design and piecing.



[Class Description and Supply List](#)

**Workshop is FULL**

Cost: \$48 for members

Contact [kathrin.brown@gmail.com](mailto:kathrin.brown@gmail.com) to register or pay online: [www.mpgg.org/workshop](http://www.mpgg.org/workshop).

Kathrin Brown, Programs – [kathrin.brown@gmail.com](mailto:kathrin.brown@gmail.com)



# 2022 MPQG Challenge Quilt

## Flying Geese Folly

Looking back over the challenges from past years, there has never been one that required a specific block in the quilt. We hope you will find this challenge “challenging” as well as inspiring and fun.

Each quilt must contain 3 Flying Geese blocks:

- They can be any size – how many (or few) Flying Geese can you fit on your quilt?
- The geese can be flying around in a wedge, or can be a gaggle nesting in one corner.
- Use any technique you wish: appliqué, piecing . . .
- Feeling “artsy”? Incorporate the Flying Geese into a scene, flying over a building, trees, or a pond.
- Only the sky (and your imagination) are the limit.

**Each quilt should measure 18” x 18”  
and contain 3 layers (top, batting and backing).**

We hope you will participate in this year’s challenge, it’s so much fun to see how creative a group we are.

The quilts will be due in August. Hopefully, we will be able to meet in person so that we can see them up close and personal.

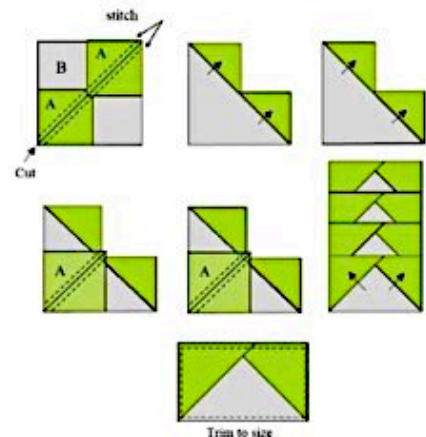
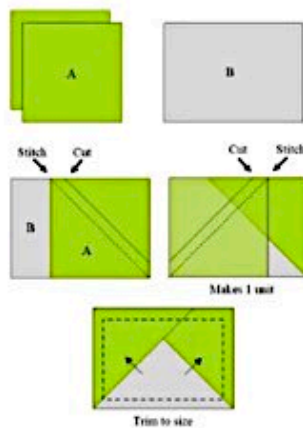
Your Challenge Committee:

Phyllis Martin  
[downfieldpm2@gmail.com](mailto:downfieldpm2@gmail.com)

Catherine McGovern  
[mcjmcgovern@gmail.com](mailto:mcjmcgovern@gmail.com)

### FLYING GEESE CUTTING CHARTS

FINISHED Block Size	Squares Cut 2 (A)	Rectangle Cut 1 (B)	FINISHED Block Size	Small Squares Cut 4 (A)	Large Square Cut 1 (B)
1/2" x 1"	1 1/4"	1 1/4" x 1 3/4"	1/2" x 1"	1 5/8"	2 1/2"
5/8" x 1 1/4"	1 3/8"	1 3/8" x 2"	5/8" x 1 1/4"	1 3/4"	2 3/4"
3/4" x 1 1/2"	1 1/2"	1 1/2" x 2 1/4"	3/4" x 1 1/2"	1 7/8"	3"
7/8" x 1 3/4"	1 5/8"	1 5/8" x 2 1/2"	7/8" x 1 3/4"	2"	3 1/4"
1" x 2"	1 3/4"	1 3/4" x 2 3/4"	1" x 2"	2 1/8"	3 1/2"
1 1/4" x 2 1/2"	2"	2" x 3 1/4"	1 1/4" x 2 1/2"	2 3/8"	4"
1 3/8" x 2 3/4"	2 1/8"	2 1/8" x 3 1/2"	1 3/8" x 2 3/4"	2 1/2"	4 1/4"
1 1/2" x 3"	2 1/4"	2 1/4" x 3 3/4"	1 1/2" x 3"	2 5/8"	4 1/2"



# Block of Month 2021-2022

Welcome to the 2021-2022 BoM! We will rethink and remake some classic blocks. The approach is a little different than previous years. Each participant will keep their own blocks, so you can choose your own color palette and end up with a cohesive set of blocks to make a small quilt.

We will share the finished blocks each month. You can share the completed quilt (12 blocks) at the end – October 2022, or whenever it's ready...

Elizabeth McInnis  
[emcinnis@me.com](mailto:emcinnis@me.com)

Block of Month Pattern	Newsletter Issue
<a href="#">Disappearing Pinwheel</a>	November
<a href="#">Turned Corners</a>	December
<a href="#">Wonky Winter Solstice</a>	January
<a href="#">Interlock</a>	February
<a href="#">Disappearing Shoo Fly</a>	February
# Greatblock	March

## March BOM – # Greatblock



From a dark fabric, cut:

2 – 2.5" x 7.5" strips

2 – 2.5" x 10.5" strips

From a light fabric, cut:

3 – 2.5" x 7.5" strips

2 – 1.25" x 10.5" strips

2 – 1.25" x 12" strips



From the 2.5" x 7.5" strips, make a strip set, alternating colors. Press to the dark.

Cut the strip set across the stripes into 3 2.5" strips



Lay the newly created 2.5" strips out vertically on your work table, leaving space between the rows to lay the two dark 2.5" X 10.5" strips vertically in between. Assemble as shown.



Sew together and press to the solid.

Attach 1.25" x 10.5" strips to opposite sides of the block. Press.

Attach 1.25" x 12" strips to the remaining sides of the block. Press.

# MPQG Friendship Groups



## Most MPQG Friendship Groups are meeting in person.

With vaccinations plentiful and safety protocol well established, most MPQG Friendship Groups are meeting in person and most are open to new members. These small groups of quilters meet regularly to enjoy quilting, chatting, and sharing in a small group setting. For information about joining a specific group, please contact the member listed below. For general information regarding Friendship Groups or for help starting a Group, please contact, **Marjorie Longo**, 624-8649 or [frumml@aol.com](mailto:frumml@aol.com).

Before attending an in person gathering, please check with the contact person listed below to verify that your personal standard of safety protocols are in place. See below for Friendship Groups on ZOOM.

Marjorie Longo – Friendship Group Coordinator

<p><b>Carmel – Tea Timers</b> Meets <b>Wednesday</b> 1:00 to 3:00 p.m. Pat Tilson's house Regina Liske, 831-333-9302 All levels meet to do handwork. <i>Group is currently full.</i></p>	<p><b>Carmel – Out of the Box Quilters</b> Meets the 2nd and 4th <b>Thursdays</b> 1:00 - 4:00 p.m. Marjorie Longo's house, 831-624-8649 <a href="mailto:frumml@aol.com">frumml@aol.com</a> All levels meet to sew, discuss, and create.</p>
<p><b>Carmel Valley – Cut-Ups</b> Meets the 1st <b>Thursday</b> 12-4 p.m., St. Dunstan's Church Liz Rondelle, 831-620-2512 <a href="mailto:bukavugirl@aol.com">bukavugirl@aol.com</a> All levels meet to sew, share, mini demos, group challenges, and charity quilts. Large work tables available. Bring your lunch at noon or drop in anytime.</p>	<p><b>Laguna Seca Area – No Strings Attached</b> Meets the 3rd <b>Tuesday</b> 4:30 p.m. at Chamisal Bistro Cec Larsen, 831-235-0456 Enjoy libations as you do a little hand work and share your quilting thoughts.</p>
<p><b>Monterey - Community Quilt Group</b> Meets 3rd Friday 12 - 3 p.m. Donna Appleget's house, 831-324-4316 <a href="mailto:jaappleget@aol.com">jaappleget@aol.com</a> All levels meet to share and make charity quilts Bring your lunch. <i>Due to Covid concerns, this group is currently full.</i></p>	<p><b>Monterey – Stitch and Dine</b> Meets the 2nd <b>Tuesday</b> 3:00 - 6:30 p.m. Gudny Campbell, 831-372-6369 Sewing and dinner. <i>Group is currently full.</i></p>
<p><b>New Monterey – Friends of Fred</b> Meets the 3rd <b>Monday</b> 1:30 to 3:00 p.m. Regina Liske, 831-333-9302 Meetings are outside at Regina Liske's house Bring a project to work on. Show &amp; tells are welcome.</p>	<p><b>Pacific Grove – Friday Follies</b> Meets Fridays 1:00 to 4:00 p.m. Joan Hughes' house, (831)373-0843 <a href="mailto:pgquilter@sbcglobal.net">pgquilter@sbcglobal.net</a> All levels welcome for hand sewing and sharing.</p>
<p><b>Everywhere – Moonlight Zoomers</b> Meets the 4th <b>Wednesday</b> 6:30 p.m., Pacific Time Elizabeth McInnis, (831)756-8001 All levels from near and far, are welcome after hours to sew, share, and visit with friends, both old and new, on <b>ZOOM</b></p>	<p><b>Everywhere – Beyond Borders</b> Meets the 2nd <b>Tuesday</b> 1:00 p.m., Pacific Time Dru Hammond, (831) 241-1411 <a href="mailto:druhammond@aol.com">druhammond@aol.com</a> All levels from near and far meet to sew, share, and visit with old and new friends on <b>ZOOM</b>.</p>

# Sponsors



**Back Porch Fabrics**  
**Gail E. Abeloe**  
**831-375-4453**  
 gail@backporchfabrics.com  
 www.backporchfabrics.com  
**218 Grand Avenue**  
**Pacific Grove, CA 93950**



**FAMILY THREADS QUILT SHOP**  
 107-D The Alameda #1203  
 San Juan Bautista, CA 95045  
**831-623-0200**  
**OPEN** M-F 10-5, Sat 10-3  
**CLOSED** Sun  
 FamilyThreadsQuiltShop.com  
*A place where there is  
 no such thing as too much fabric!*  
 Here's where we post our new arrivals  
 and what we're working on.



**Nottingham Ranch Quilting**  
 Longarm Quilting Services  
**Heather Clifton**  
 (530) 559-2319  
 nottinghamranchquilting@gmail.com  
 35 Asoleado Drive  
 Carmel Valley, CA  
 www.nottinghamranchquilting.com  
 Instagram.com/nottingham\_ranch\_quilts



**Machine Medics**  
**831-479-8117**  
**Sewing Machine Repair**  
 Karen and Luis Gonzalez  
 www.machinemedicssc@gmail.com  
 P.O.Box 605  
 Capitola, CA. 95010



**Holly Casey Quilts**  
**Custom Longarm  
 Machine Quilting**  
 45335 Vista Place  
 King City, CA 93930  
 (831) 385-3374  
 www.hollycaseyquilts.com  
 holly@hollycaseyquilts.com



**Chris Beach**  
 The Rabbit Hole  
 1180 Forest Ave. Suite D  
 Pacific Grove, CA 93950  
 (831) 582-8654  
 rabbitbeach2000@gmail.com  
 www.TheRabbitHole.store  
 www.facebook.com/therabbitholepg  
 www.instagram.com/therabbitholepg



**slowfiber**  
**\*california\***  
**MAKER/MENDER SUPPLY \* textile ed.**  
 make mend shop sustainably  
 ORGANIC \* FAIR TRADE \* PRE-OWNED  
**NEW\* FABRIC \* YARN \* FIBER \* NOTIONS**  
 buy | sell | trade  
**Classes**  
**Labs**  
**MEMBERS**  
 Jaci Canterbury  
 www.slowfiber.com  
 831-901-3168  
 PRINTED ON RECYCLED PAPER



**Doodle Arts**  
 Nina Ashton  
 (650) 222-4683  
 Nina@DoodleArts.com  
 https://doodlearts.com  
*Longarm Quilting by Doodles*



**Empty Spools Seminars**  
 ASILOMAR CONFERENCE GROUNDS  
**2022 QUILTMaking WORKSHOPS**  
**REGISTRATION IS NOW OPEN**

# Calendar, Road Trips, and Events

**January 13 - March 27, 2022**

**45TH ANNIVERSARY EXHIBITION: NEW DIRECTIONS**

**COMING TOGETHER – A QUILT FOR HEALING:** *A Collaboration Between SJMQT and Kids & Art Foundation.* San Jose Museum of Quilts & Textiles. 520 S. First Street, San Jose, CA. [sjquiltmuseum.org](http://sjquiltmuseum.org)

**February 26-27, 2022**

**Good Vibrations Quilt Show.** Pajaro Valley Quilt Association 2022. Santa Cruz County Fairgrounds, 2601 E Lake Ave, Watsonville, CA [pvqa.org](http://pvqa.org)

**February 27-March 4, 2022**

**Empty Spools Seminars - Session 1.** *(Only registered participants may attend)*

**March 4-9, 2022**

**Empty Spools Seminars - Session 2.** *(Only registered participants may attend)*

**March 20-25, 2022**

**Empty Spools Seminars - Session 3.**

**March 22-30, 2022**

**Empty Spools Seminars - Session 4.**

**March 26-27, 2022**

**Voices in Cloth 2022 – Extraordinary Quilts by the Bay.** East Bay Heritage Quilters. Craneway Pavilion, 1414 Harbour Way South on the Richmond Waterfront. [ebhq.org/VIC](http://ebhq.org/VIC)

**April 10-15, 2022**

**Empty Spools Seminars - Session 5.**

**April 23-24, 2022**

**Wrapped in Love Quilt Show.** Santa Clara Valley Quilt Association. Santa Clara Convention Center, 5001 Great America Parkway, Santa Clara, CA. [scvqaquiltshow.org](http://scvqaquiltshow.org)

**May 14-15, 2022**

**Legacies of Love Quilt Show.** Piecemakers Quilt Guild. Dominican Center, 43326 Mission Circle, Fremont, CA. [piecemakersguild.org](http://piecemakersguild.org)

## 2021-2022 Board of Directors

Officers	Coordinators
<b>President</b> – Linda Branting	<b>Activities</b> – Susan Michelson
<b>Vice President</b> – Joan Costello	<b>Communications</b> – Barbara Boyer
<b>Secretary</b> – Deb Ryan	<b>Community Outreach</b> – Carole Brower
<b>Treasurer</b> – Ann Croll	<b>Membership</b> – Karen Shaffer
	<b>Program</b> – Kathrin Brown

### Pines & Needles Newsletter

It is available online at [www.mpqg.org](http://www.mpqg.org). Articles are due on the 15th of the prior month. Please send items to the editor, Karen Wagner, via email at [kwags525@gmail.com](mailto:kwags525@gmail.com). *Pines & Needles* newsletter editor reserves the right to edit all submissions for content, length, or otherwise for publication. Member Advertising Rates per Issue: \$5.00 Business Card; \$10.00 1/4 page; \$18.50 1/2 page; and \$30.00 full page. Annual rates are available. Advertisers should be quilting-related businesses.

### Privacy Policy

Any contact information provided in this newsletter - whether phone number, email, address or otherwise is for the convenience and use of MPQG members, our advertisers and sponsors, and sharing newsletter guilds only. The information may not be sold or used for advertising, spam, commercial or other purposes without the written approval of the MPQG Board.

Committee Use Only:

Preview# \_\_\_\_\_

Category number if to be judged \_\_\_\_\_

# 2022 Entry Form

## MONTEREY PENINSULA QUILTERS GUILD QUILT SHOW

**May 6, 7 and 8, 2022**

### Entry Requirements:

- This entry must not have been displayed at a previous MPQG quilt show.
- Please enter as soon as possible. **The deadline to return entry forms and pay judging fee is March 7, 2022**
- **Each entry form must be accompanied by a 4X6 photo of the quilt printed on glossy paper.**
- Mail the forms to: **Colleen Johnson, 1580 La Honda Ct, Seaside CA 93955 before the deadline or give them to Colleen at a quilt guild meeting on or before March 7, 2022**
- If you have questions about the forms, call Colleen at 831-999-0444.
- No more than 5 quilts per member can be entered in the show (plus UP TO THREE 2021 MPQG challenge quilts). **YOU MUST FILL OUT A SEPARATE FORM FOR EACH ENTRY.**
- The Quilt Show Committee will send a letter of acceptance and instructions once all the entries have been processed.

Member Name: \_\_\_\_\_ \*Junior under 16 \_\_\_\_\_

Mailing Address: \_\_\_\_\_ City: \_\_\_\_\_ Zip: \_\_\_\_\_

Phone: (H) \_\_\_\_\_ (W) \_\_\_\_\_ Email: \_\_\_\_\_

Title of Entry:

\_\_\_\_\_

Maker: \_\_\_\_\_

Owner: \_\_\_\_\_

Quilted by: \_\_\_\_\_

Design Source (be specific): \_\_\_\_\_ Year Completed \_\_\_\_\_

Story (any comment of interest to visitors in 75 words or less).

\_\_\_\_\_

\_\_\_\_\_

\_\_\_\_\_

Is this entry to be judged? \_\_\_\_\_ YES \_\_\_\_\_ NO If YES, complete Judging Form.

Is this entry a 2021 MPQG Challenge Quilt? \_\_\_\_\_ YES \_\_\_\_\_ NO

Is this entry for sale? (if so, attach written permission) \_\_\_\_\_ YES \_\_\_\_\_ NO If YES, enter sale price \$ \_\_\_\_\_

Quilt Size (in inches): Height \_\_\_\_\_ Width \_\_\_\_\_

*Note: Although every protection is taken to safeguard your entry, MPQG does not provide property insurance. Please make sure your entry is covered under your homeowners insurance.*

Signature \_\_\_\_\_

\*Junior under 16 does not need to be a member of the guild.

Preview # \_\_\_\_\_ Category Number: \_\_\_\_\_ Fee Paid: *Cash / Check*

## MPQG Judging Application 2022

Name: \_\_\_\_\_ Signature \_\_\_\_\_

Tel. \_\_\_\_\_ email \_\_\_\_\_

Title of Entry: \_\_\_\_\_

**Information:** Debbie Biller (831-595-2641) or email: mty\_monk@yahoo.com

### Entry Requirements:

- Each member may enter a total of 3 items to be judged including challenge quilts.
- All entries must have been completed within the past three years.
- Maker of entry must be a member of the MPQG as of **March 7, 2022**
- Quilt entries must have 3 layers and be hand quilted or machine quilted or tied.
- Entry must not have been displayed in a MPQG Quilt Show in the past.
- A judging fee of **\$8.00 per quilt** must accompany entry, submitted no later than **March 7, 2022**
- **PLEASE NOTE:** For your use in deciding which category to enter, Definitions for quilts that may be included in each category are listed on page 2 of the Judging Application. (*This page does not need to be turned in.*)

### Please List Specific Design Source:

Original \_\_\_\_\_ Book/Pattern \_\_\_\_\_

Class/Workshop \_\_\_\_\_ Other \_\_\_\_\_

### Please Check One Category Only:

**Traditional Quilts** \* (see definition on page two)

#### Large Quilts – Total perimeter: 240 inches OR MORE

1. \_\_\_\_\_ Hand-quilted, Traditional, Large (Must be entirely hand-quilted)
2. \_\_\_\_\_ Machine-quilted, Traditional, Large (Must be entirely machine-quilted)

#### Small Quilts – Total perimeter: LESS THAN 240 inches

3. \_\_\_\_\_ Hand-quilted, Traditional, Small (Must be entirely hand-quilted)
4. \_\_\_\_\_ Machine-quilted, Traditional, Small (Must be entirely machine-quilted)

**“Top by One, Quilted by Another”** (Note: name of quilter must be included on entry form)

5. \_\_\_\_\_ “Top by One, Quilted by Another,” Large - Total perimeter: 240 inches OR MORE
6. \_\_\_\_\_ “Top by One, Quilted by Another,” Small - **Total Perimeter: LESS THAN 240 inches**

**Special Quilt Techniques** \* (see definition on page two)

7. \_\_\_\_\_ Special Quilt Techniques, Large – **Total perimeter: 160 inches or more**
8. \_\_\_\_\_ Special Quilt Techniques, Small – **Total perimeter: LESS THAN 160 inches**

**Group Quilts (all sizes)** \* (see definition on page two)

9. \_\_\_\_\_ Group Quilt

**Kit Quilts (all sizes)** \* (see definition on page two)

10. \_\_\_\_\_ Kit Quilt

**Modern Quilts** \* (see definition on page two)

11. \_\_\_\_\_ Modern Quilt, Large - **Total perimeter 120 inches OR MORE**
12. \_\_\_\_\_ Modern Quilt, Small - **Total perimeter LESS THAN 120 inches**

**Art Quilts** \* (see definition on page two)

13. \_\_\_\_\_ Art Quilt, Large – **Total perimeter 120 inches OR MORE**
14. \_\_\_\_\_ Art Quilt, Small – **Total perimeter LESS THAN 120 inches**

**Ribbons:** First, second, and third place and honorable mention MAY be awarded at the discretion of the judge; Best of Show – 1; Judge’s Choice - 1 ribbon per judge; Youth Awards - as appropriate

## Definitions for Quilt Judging Categories

**Traditional Quilts:** Based on a traditional design, pieced and/or appliquéd; includes English paper piecing and foundation piecing (on paper or fabric)

**Top by One, Quilted by Another:** The quilt top has been completed by one person, and the quilting was done by someone else

**Special Quilt Techniques:** Includes construction methods such as fusing and digital printing, surface design techniques and embellishments such as thread painting, beading, crystals, embroidery, and painting, or a mixture of hand and machine quilting; includes tied quilts, as well as any quilt that does not obviously fit into any other category

**Group Quilt:** A quilt with a top which has been completed by two or more persons

**Kit Quilt:** A quilt made by using, and perhaps altering somewhat, a kit which includes the pattern and pre-selected fabric, thereby collaborating with the author of the pattern and the maker of the kit. **The quilt shall otherwise be entirely completed by the maker, including the quilting.** *A kit quilt will not be eligible for Best of Show.*

**Modern Quilts:** Usually functional, simplistic and minimalist, often with bold colors and prints, high contrast, asymmetric design, improvisational piecing, expansive negative space and alternate grid work

**Art Quilts:** Completely **original** design meant to be hung as a work of art

**PLEASE NOTE:** A quilt might seem to fit in several categories, but please choose the category you believe best fits your quilt. The Preview Committee will also be assessing the photo for appropriate category and may call you concerning the chosen category if a question arises.