



# Pines & Needles

NEWSLETTER OF THE MONTEREY PENINSULA QUILTERS GUILD

MPQG.ORG

## MPQG Calendar

- **January 6, 2025 - Zoom Only**  
Meeting starts at 6:30 PM  
Speaker: *Kelly Ashton*  
Lecture: *Sixty Degrees of Inspiration*
- **February 3, 2025 - Zoom Only**  
Meeting starts at 6:30 PM  
Speaker: *Marge Tucker*  
Lecture: *My Life in Quilts*
- **February 8, 2025 - Workshop**  
9:30 AM to 3:30 PM at the  
**Oldemeyer Center, Seaside**  
Teacher: *Marge Tucker*  
**Unmarked - Contemporary  
Walking Foot Quilting**
- **March 3, 2025 - In-Person & Zoom**  
**Social Time at 6:30 PM**  
Meeting starts at 7:00 PM  
Speaker: *Pati Fried*  
Lecture: *Finding My Voice*
- **April 7, 2025 - In-Person & Zoom**  
**Social Time at 6:30 PM**  
Meeting starts at 7:00 PM  
Speaker: *Sarah Goer*  
Lecture: *Building a Color Palette*



*Kelly Ashton*

## *Kelly Ashton*

### **Sixty Degrees of Inspiration**

**A**s a self-described “pragmatic quilt maker,” Kelly approaches quilt design and construction with a knowledge of and an appreciation for the theoretical, and a penchant for the practical. Her mid-life realization that she truly may

not live long enough to use all of her fabric stash has propelled her into “turbo quilt making mode!” Kelly’s quilt designs range from “quick and easy” to “challenging,” thereby providing offerings to quilt makers with a wide range of skills and experience.

Kelly’s lecture, *Sixty Degrees of Inspiration*, is based on her book, “*Hexagons, Diamonds, Triangles, and More: Skill Building Techniques for 60-Degree Patchwork.*” Visit her website at: [kellyquilter.com](http://kellyquilter.com)

*Chris Beach and Susan Stoney, Programs Co-Chairs*  
[rabbitbeach2000@gmail.com](mailto:rabbitbeach2000@gmail.com) / [sgstoney@gmail.com](mailto:sgstoney@gmail.com)

### **General Meeting is Monday, January 6<sup>th</sup>**

**Zoom only meeting starts at 6:30 PM!**

## Inside Pines & Needles

Article	Page	Article	Page
President’s Message.....	2	<i>Back Porch Fabrics</i> Ad.....	14
February In-Person Workshop.....	3	Stretch Your Creative Self.....	15
Colors of the Year 2025.....	4	Thinking About Colors: A Bit of Color Theory.....	16
MPQG Activities: UFO Challenge.....	5	Pajaro Valley Quilt Show.....	17
Upcoming MPQG Programs & Events.....	5	Upcoming Quilt Events.....	17-18
Our Sponsors.....	6	Quilt Show Entry & Judging Info.....	19
Wonky Sisters Workshop Photos.....	7	MPQG Board of Directors.....	19
December Winter Social Photos.....	8-9	Pines & Needles Newsletter Info.....	19
Winter Social Baskets.....	10-11	Friendship Groups.....	20
Member News.....	11	2025 Quilt Show Entry Form.....	21
Community Outreach.....	12-13	2025 Quilt Show Judging Application.....	22-23
Member News: New Members.....	14		

# President's Message - January 2025

**W**hat a great holiday party we had! It was wonderful to have representatives from **CHOMP** and **Community Human Services** speaking to us about how appreciated our quilts, heart pillows, and eye patches are. And a huge thank you to **Barbara Boyer** (MC extraordinaire) and her amazing crew for pulling off such a grand party. The basket and houses were beautiful and the generosity of you all has funded our grant program once again.

I have a “food for thought” topic to share with you as we enter the new year.

From the time I began creating the *Eagle Dancer* quilt that was displayed in our quilt show last year, I've been concerned about whether my quilt was an example of cultural appropriation. As a part of the dominant culture, I was interested about the difference between **appreciation** and **appropriation** and whether I was crossing the line. I knew I would make the quilt because the imagery and spirituality of the Eagle Dancer was so important to my husband Bill and the quilt was to honor him. But should I show it?

So I researched. I'd like to share some of what I found, if only to start a conversation.

Wikipedia says, “*Cultural appropriation, at times also phrased cultural misappropriation, is the adoption of elements of a minority culture by members of the dominant culture.*”

And this is from Melanie, of Catbird Quilts:

*“Cultural Appropriation specifically refers to use of those cultural elements when there is a power imbalance between two groups. In other words, a white person in America using symbolism from Native Americans might be guilty of cultural appropriation, whereas if the reverse happened, it*

*probably wouldn't be considered inappropriate or disrespectful use. If someone from the US uses Nordic graphics or designs, that probably wouldn't be inappropriate, but using elements from eastern Africa might be.”*

As I continued my research, I found that the line between appropriation and appreciation has to do with real acknowledgement. I found that it's important to be thoughtful and respectful when using design elements from another culture. I found that I should explore the history and significance of the motif or art that is my inspiration. I found that I should practice being sensitive to topics like this one. Topics that make me uncomfortable or that I don't understand. When I come across a topic that I want to object to, I will try to take a minute and try to see from another perspective.

In the end, I decided to show the quilt, but only in our guild's show where I knew I would be understood. I'm still not sure if I crossed that line, but I have certainly learned a great deal. Hopefully this encourages you to explore as you are inspired.

It's January, my month to organize my studio and get rid of some of the clutter. I might get



**Joan Costello**, President  
831-247-1907  
[beachbreak1250@gmail.com](mailto:beachbreak1250@gmail.com)

around to it as soon as I finish this quilt ...

As always, please read every bit of this marvelous newsletter. We have so much going on!

Happy New Year!



**In-Person Workshop on February 8<sup>th</sup>!**

**There are a few open spaces! Sign up now!!**


***Marge Tucker***

**- Unmarked -**

## **Contemporary Walking Foot Quilting**

**In-person Workshop**

**February 8<sup>th</sup>, 2025**



**at the Oldemeyer Center**

**9:30 AM - 3:30 PM**

**J**oin us in learning how to use your walking foot to create innovative, contemporary quilting patterns. We will experiment with many designs and variations using straight lines, curved lines, and spirals. This class will change the way you think about your walking foot!

**\$65.00 for MPQG members**

Signup on our website: [www.mpqg.org/workshop](http://www.mpqg.org/workshop)

Learn more about *Marge Tucker* at: [www.margetuckerquilts.com](http://www.margetuckerquilts.com)



# Colors of the Year 2025

by Kathrin Brown

Both **Pantone** and **Kona** revealed their **2025 Colors of Year** in early December. What intrigues me most about these colors is the description used to explain the selection of these colors.

“Pantone selects a color each year that captures the global zeitgeist—the Color of the Year express a global mood and an attitude, reflecting collective desire in the form of a single, distinct hue. For Pantone Color of the Year 2025 we look at a mellow brown hue whose inherent richness and sensorial and comforting warmth extends further into our desire for comfort, and the indulgence of simple pleasures that we can give and share with others.”



**Pantone's** Color of the Year 2025 is *Mocha Mousse*. There is more to read on the Pantone website: <https://www.robertkaufman.com/release/2025/coty/>

A bit controversial, you either like this color or it will remind you of the nylon hose we wore in the 80s and wanted to get off as quickly as possible! I found this post from the *Modern Quilt Studio* to be amusing:

“Rose gold - yes. Brown - yes. Copper - yes. This color? Hazarding a guess



that if you're a woman of a certain age, you may also have an association of this color with pantyhose ...in the 70s and 80s .... They should have just called it what it is: Color of the Year 2025 - Drugstore Pantyhose.”

On the other side, **Kona's** Color of the Year 2025 is a rich deep purple, a limited edition color named *Nocturne*. And yes, *Back Porch Fabrics* will have it in stock soon.



Browse through their lookbook or the Kona IG feed @konacotton, or visit their website at <https://www.robertkaufman.com/pre-cut/kona-cotton-color-of-the-year-2025-roll-up/> to be inspired by several samples of quilts made with Nocturne. We all need purple in our lives — a harmony of red and blue!



# MPQG Activities

by Laura Lawrence

## UFO Challenge

I hope you are all rested from the holidays and are eager to get back to your UFO projects. I know I am! The January meeting giveaway is a \$25.00 gift card to Family Threads in San Juan Bautista. Please email photos of your finished projects to me before the meeting on January 6, 2025 to be eligible to win.

## January Mini Challenge

To participate in the January Mini Challenge, finish project #1 on your list(s) by the January 6, 2025 meeting and email a photograph of your *finished project for the virtual Show and Tell* at the Zoom meeting. You will have a choice of prizes: 1) three additional tickets added to the drawing, or 2) pick a prize from the prize basket at our next in-person meeting. Prizes include patterns, mystery notions, specialty rulers, and Aurifil thread. Good luck!

## UFO “Finish It Fridays” at *Back Porch Fabrics in Pacific Grove*

*Back Porch Fabrics* offers space every Friday in January from 10:30 AM to 3:30 PM as a dedicated time to finish UFO projects. The space is open to anyone--not just UFO Challenge participants. Space is limited if you're bringing your sewing machine so please call 831-375-4453 to reserve a spot. Drop-in space is available for those doing handwork. Tables, chairs, extension cords, iron, ironing surface, and a cutting mat are provided. Bring your projects and supplies, a beverage, and lunch. When you arrive, pull up in front of *Back Porch Fabrics* to unload. Parking is available a block away behind the theater at Fountain and Laurel.

Happy Sewing! 

Laura Lawrence, Activities Coordinator  
[lauramlawrence@gmail.com](mailto:lauramlawrence@gmail.com)

## Upcoming MPQG Programs & Events

January 6	6:30 PM Meeting	Speaker	Kelly Ashton <a href="https://kellyquilter.com/">https://kellyquilter.com/</a>	Sixty Degrees of Inspiration	Zoom Only
January 16	10:00 AM to 2:00 PM	Sewcial	MPQG Sewcial		In-Person Only
February 3	6:30 PM Meeting	Speaker	Marge Tucker <a href="http://www.margetuckerquilts.com/">www.margetuckerquilts.com/</a>	My Life in Quilts	Zoom Only
February 8	Workshop 9:30 AM to 3:30 PM	Workshop	Marge Tucker <a href="http://www.margetuckerquilts.com/">www.margetuckerquilts.com/</a>	Unmarked - Contemporary Walking Foot Quilting	In-person Only
March 3	Meeting 7:00 PM	Speaker	Pati Fried <a href="http://www.patifried.com/">http://www.patifried.com/</a>	Finding My Voice	In-Person & Zoom
April 7	Meeting 7:00 PM	Speaker	Sarah Goer <a href="https://sarahgoerquilts.com/">https://sarahgoerquilts.com/</a>	Building a Color Palette	In-Person & Zoom

Our Program Schedule is also on our website at: <https://www.mpqg.org/programschedule>

# Our Sponsors

*Shop FIRST at our advertisers.  
They can't live without our support  
and we sure can't live without them!  
When shopping at the following  
businesses, please thank them for  
supporting our guild.*

**Back Porch Fabrics**  
Claudia C Sammis  
831-375-4453  
[claudia@backporchfabrics.com](mailto:claudia@backporchfabrics.com)  
218 Grand Avenue  
Pacific Grove CA 93950

**Empty Spools Seminars**  
ASILOMAR CONFERENCE GROUNDS  
[Emptypoolsseminars.com](http://Emptypoolsseminars.com)



**Chris Beach**  
Rabbit Hole Quilting  
26320 Jeanette Rd.  
Carmel Valley, CA 93924  
(541) 979-0390  
[rabbitbeach2000@gmail.com](mailto:rabbitbeach2000@gmail.com)  
[www.RabbitHoleQuilting.com](http://www.RabbitHoleQuilting.com)  
[www.instagram.com/rabbithole\\_quiltloft](http://www.instagram.com/rabbithole_quiltloft)



**FAMILY THREADS QUILT SHOP**  
107-D The Alameda #1203  
San Juan Bautista, CA 95045  
831-623-0200  
OPEN M-F 10-5, Sat 10-3  
CLOSED Sun  
[FamilyThreadsQuiltShop.com](http://FamilyThreadsQuiltShop.com)  
A place where there is  
no such thing as too much fabric!  
Here's where we post our new arrivals  
and what we're working on.



**slowfiber**  
\*california\*  
MAKER/MENDER SUPPLY \*textile ed  
make mend shop sustainably  
ORGANIC \* FAIR TRADE \* PRE-OWNED  
NEW\* FABRIC \* YARN \* FIBER \* NOTIONS  
buy | sell | trade  
Glasses  
Labs  
MENDERS  
Jaki Canterbury  
[www.slowFiber.com](http://www.slowFiber.com)  
851-901-5168  
Hours:  
Tues. by appt.  
Wed. - Fri. 11-5  
Sat. 12-5  
PRINTED ON RECYCLED PAPER



**Machine Medics**  
831-479-8117  
Sewing Machine Repair  
Karen and Luis Gonzalez  
[www.machinemedicssc@gmail.com](mailto:www.machinemedicssc@gmail.com)  
P.O. Box 605  
Capitola, CA. 95010





# Wonky Sisters Workshop

by Chris Beach

In November, eighteen members came together for a delightful two-day workshop led by **Libby Williamson**. The event was filled with laughter, vibrant colors, and plenty of chocolate! Libby surprised everyone with gift bags containing an original painted and stitched ornament, stickers, and delicious chocolate treats. Time flew by as we learned, cut, arranged, and stitched our Wonky Sisters. Libby was an exceptional teacher, always eager to assist. Each “sister” emerged unique and truly stunning. If you missed this workshop, don't worry! We have four more planned for next year, starting with **Marge Tucker's** Contemporary Walking Foot Quilting on February 8. Spots are filling up fast, and we'd love to see you there! A heartfelt thank you to everyone who participated, making this workshop our most enjoyable and memorable one yet.

Wishing you a joyful holiday season and a New Year brimming with exciting stitching adventures!

**Chris Beach** and **Susan Stoney**

Program Co-Chairs

*Photos by Chris Beach*





# MPQG Winter Social

by Barbara Boyer

**O**ur Winter Social was **amazing!** The food worked out perfectly! (I knew our quilters could follow directions!)

The venue was so cheerful and festive with all of your quilts hanging on the walls. And the Raffle Baskets were overflowing.

**Thank you** so much to all the volunteers who made the night happen: *Toni David, Gloria Hatton, Nancy Holinski, Darcy Latta, Laura Lawrence, Sara Lyon, Susan Michelson, Elaine Seeley, Karen Shaffer, Christi Sutphen, Linda Toeniskoetter, and Cat Toth.*

Thank you to everyone that contributed to the Raffle Baskets. There were 29 baskets overflowing with goodies! Look on the following pages to see the list of Raffle Baskets, who donated and who won. And check out all the fun photos that *Susan Michelson* took.

An extra special “thank you” to those who bought tickets and didn’t win! I have been in that group and I try to remind myself I contributed to a great cause (and then I go and drink wine)!



*Photos by Susan Michelson*






# Photos from our December 2024 Winter Social



*Photos by Susan Michelson*



# December 2024 Winter Social Baskets

#	Basket Donated By	Basket Name	Winner
1	Addie Chernus	Addie's Tahoe Teddy Bears	<i>Jeanine Cole</i>
2	Back Porch Fabrics / Claudia Sammis	Almost Instant Gifts	<i>Ann Croll</i>
3	CHOMP Comprehensive Cancer Center / Windy Kauhaahaa	Hawaiian Dreams	<i>Joy Smith</i>
4	Cut Ups Friendship Group: Gudney Campbell, Claudia Gano, Linda Garafolo, Liz Rondelle, Alice Stoll	How Does Your Garden Grow	<i>Catherine Toth</i>
5	Huckleberry Yacht Club and Genius Bar: Debbie Biller, Colleen Johnson, Fatima Dias, Gloria Hatton, Sharon Winter, Lara Jacques, Rita Jacques, Dan Garrett, Ann Croll	Modern	<i>Cec Larson</i>
6	Huckleberry Yacht Club and Genius Bar: Debbie Biller, Colleen Johnson, Fatima Dias, Gloria Hatton, Sharon Winter, Lara Jacques, Rita Jacques, Dan Garrett, Ann Croll	Notions and Fun Stuff	<i>Carolee Clayton</i>
7	Huckleberry Yacht Club and Genius Bar: Debbie Biller, Colleen Johnson, Fatima Dias, Gloria Hatton, Sharon Winter, Lara Jacques, Rita Jacques, Dan Garrett, Ann Croll	Do Me a Solid	<i>Mary Kay Hamilton</i>
8	Huckleberry Yacht Club and Genius Bar: Debbie Biller, Colleen Johnson, Fatima Dias, Gloria Hatton, Sharon Winter, Lara Jacques, Rita Jacques, Dan Garrett, Ann Croll	Trip Around the World	<i>Linda Herrera</i>
9	Karen Schaffer	Baby Shower Bonanza	<i>Joy Smith</i>
10	Kathrin Brown	Pink Is Not Red	<i>Martha Price</i>
11	Kathrin Brown	Creamy Peach Fuzz	<i>Catherine Toth</i>
12	Linda Branting	Sewing Room Helpers	<i>Chris Beach's Mom</i>
13	Linda Stoner	Eclectic Fabric Collection	<i>Regina Moore</i>
14	Loose Threads Friendship Group: Barbara Boyer, Janet Bruman, Joy Colangelo, Joan Costello, Ann Croll, Linda Herrera, Nancy Holinski, Darcy Latta, Laura Lawrence, Susan Michelson, Karen Shaffer, Christi Sutphen, Sara Lyon	Gypsy Wife	<i>Barbara Boyer</i>
15	Martha Wilcox, Colleen Johnson	Kaffe	<i>James Potts</i>
16	Mary Ellen Parsons & Janet Taillon	Wine Lovers Delight	<i>Christi Sutphen</i>
17	Material Girls: Donna Appleget, Joanne May, Bert Sison, Donna Foote, Alice Stoll, Regina Moore, Susan Michelson, Nancy Ogimachi, Joy Garvey, Allison Baier	Laurel Burch Potpourri	<i>Wendy Le</i>
18	No Strings Friendship Group	Quilting Away the Blues	<i>Alisha Boehme</i>
19	Noreen Nance	This and That	<i>Judi Brown</i>
20	Otter Be Quilting	Luci in the Sky, the Whole Quilt and More	<i>Carol Rodriguez</i>



# December 2024 Winter Social Baskets

21	Out of the Box Friendship Group: Marjorie Longo, Linda Branting, Sally Miller, Linda Garafalo, Karen Wagner, Nina Ashton, Mary Kay Hamilton, Donna Appleget, Katie Hamilton, Carol Anne Inceoglu, Katherine Reader, Sherrill Ash	Vintage Farm Girl	<i>Fatima Dias</i>
22	Ruth Mehrwein / Carol Anne Inceoglu	Flannel Baby Blanket - Red Tomato Pin Cushion	<i>Stella Le Pine</i>
23	Stitch & Dine Friendship Group: Gudney Campbell, Gloria Hatton, Linda Garafalo, Liz Rondelle, Alice Stoll	Butterfly Basket	<i>Cindy Mattos</i>
24	Tea & Stitches Friendship Group	Holiday Collection Quilt Kit from Laurel Burch	<i>Ann Quamen</i>
25	Rabbit Hole / Chris Beach	Rabbit Hole Long Arm Quilting Gift Certificate	<i>Carol Anne Inceoglu</i>
26	Sally Mitchell	Lavender Flowers Quilt	<i>Chris Beach</i>
27	Sally Mitchell	Square Border Quilt	<i>Addie Chernus</i>
28	Senior Center Group Pacific Grove	Miss Rosie's Quilt Basket	<i>Alicia White</i>
29	MPQG Board	Ocean Waves	<i>Kathrin Brown</i>

## Member News

by Claudia Sammis

### A Project for Your Trinket Stash

**H**ave you been saving sewing-related trinkets, trims, wooden spools, old scissors, buttons, and beads, etc. Now that that stash has aged for years and years, it's time to put it to good use. Here's a super idea from guild member, *Kristina Magill*.



Her recommendation: Don't put away that artificial wreath too soon. Instead, breathe new life into it so it's ready for holiday decorating 2025. Does it need more sparkle? Just add a few of those unique pins that we receive each year at *Empty Spools*. Have fun with it.

**T**his spectacular wool quilt won not one award, but **two** at the *Sierra Quilt Guild* show in Sonora, CA. First, the quilt won a *First Place* ribbon, then it topped that off with *Best of Show*. Returning guild member *Barbara Barrieau* splits her time between homes and quilt guilds in Sonora and Pacific Grove.



*Barbara Barrieau's winning quilt.*

Congratulations, Barbara!

# Community Outreach

by Carole Brower

It was a busy December for the Community Outreach Team as they made a special effort to get quilts, lavender eye pillows and heart pillows out into the community. We continue to be grateful to our guild members, including some longarm quilters, who have valiantly kept up with the generous donations of quilt tops. We'd also like to appreciate the folks who bind and label quilts. Your work makes it possible to provide comfort and warmth to our community. Our quilts and donated items provide comfort to tiny infants and newborns, babies, children, teens, adults, veterans, those that are homeless, those undergoing various forms of medical services including hospice care. We are just a call away.

## Veteran's Transition Center



*Lisa Kincaid, Director of Development and CEO Kurt Schlage of the Veterans Transitional Center, with officials, veterans, and volunteers. Photos at VTC by Fatima Dias*

At the *Veteran's Transition Center*, **Colleen Johnson's** ribbon-winning red, white and blue quilt found a special home and will be hung in the newly refurbished auditorium. Colleen told the VTC Executive Director, "I am grateful you want and need our quilts and you give us a reason to keep making quilts. It's something we all love to do." Veterans **Debbie Biller, Dan Garrett, Rita Jacques**, and **Sharon Winter**, along with other guild members, made this cheerful quilt being accepted by CEO **Kurt Schlage**, Development Director **Lisa Kincaid**, and VTC volunteers.

In addition to **Colleen Johnson's** quilt, eight quilts were gifted to the VTC for their clients' use. The volunteers were thrilled to have such beautiful quilts to cheer their guests. We also got a tour of the new housing for veterans and their families. This visit was a rewarding experience as shown in the photos that depict the joy of making and giving quilts to veterans of our community.



## Winter Social Holiday Party 🎄 🧵 🙏

Community Outreach, along with the MPQG, had lots to celebrate and this year at our *Winter Social* on December 9<sup>th</sup>. We invited two groups to our Winter Social that represent the largest groups of individuals who receive our donations.



*Invited Winter Social Holiday Party guests Wendy Kauhaahaa, Joy Smith, and Nicole Dubiel from Montage Health.*

*Photo by Susan Michelson*

*Continued on page 13*



# Community Outreach - continued

by Carole Brower

Thank you to our guests from *Montage Health* and *Community Human Services* for joining us. They celebrated with our members and met many of the makers/quilters, brought gifts, and participated in our fundraising efforts by purchasing a large amount of raffle tickets. Special thanks to them for working with us to provide comfort and support for members of our community.



*Jeannine Cole, CHS  
Donor Relations Manager*

*Winter Social* invited guests from *Montage Health Comprehensive Cancer Center* included **Joy Smith**, RN, Cancer Center Palliative Medicine nurse educator, **Nicole Dubiel**, Montage Health Carol Hatton Breast Care Center Manager, and **Wendy Kaubaahaa**, Montage Health Comprehensive Cancer Center Senior Administrative Assistant.

They shared how much their patients treasure the gifts of heart, eye and port pillows the guild donates to provide comfort and support during cancer tests and treatment. It was heartwarming to hear directly from survivors who also work directly with recipients to hear their stories and share their thanks and appreciation for our donations.

Community Human Services, Donor Relations Manager **Jeannine Cole** spoke at the Winter Social to express appreciation for the Guild's ongoing support for *Shuman HeartHouse* and *CASA* with the donations of quilts for their guests that include adults, children and infants that receive our comfort quilts that not only provide comfort and warmth. *Shuman HeartHouse* got an influx of quilts to meet the needs of new families who came in during the holidays and received eight quilts for cribs and small children, as well as 23 more twin and lap quilts to bring a bit of cheer.

Jeannine was presented with several quilts during the holiday party that were just finished by some of our members.

Happy New Year 🥳

Community Outreach Team

**Carole Brower, Fatima Dias, Barbara Heublein, Liz Rondelle, and Marcia Givvin**



*At the Winter Social Holiday Party many quilts were given to Community Human Services. **Fatima Dias and Carole Brower** present **Kathrin Brown's** "Yellow Crumb" quilt to **Jeannine Cole** Community Human Services Donor Relations Manager. Photos by **Susan Michelson***

# Membership News: New Members

Hello and Welcome to our newest members:

*Sarah Vasey* - Monterey

*Barbara Barrieau* - Sonoma

*Loreen Kinney, Membership Chair*



PAID ADVERTISEMENT



## December News from Back Porch Fabrics

**It's all terrific.** UPS and FedEx have been making almost daily trips to the shop with hand trucks that are loaded. The fabric shelves have filled quickly, as have notions, books, and patterns. Drop in to see the latest offerings by your favorite designers. Don't forget to check out our Gee's Bend or Kaffe puzzles for a last minute hostess gift.

Mark your calendars, pack up your handwork or mending, and please join us for Kick Start Monday. Why not bring your up-cycling and creative mending projects. We'll share a large collection of pearl cotton threads. Just bring a needle, etc.

Check Laura Lawrence's column on page 5 for UFO Challenge updates because UFO Finish It Friday is the perfect day for making headway on the guild Challenge.

**Parking:** There is all day parking in the lot behind the theater. Choose the 3 or 4 rows that are closest to Laurel Ave. Please leave the parking spaces on the 200 block of Grand Avenue for customers who are just popping into our various businesses.

- |  |                           |
|--|---------------------------|
| • Tuesday, December 24, 2024                           | Close at Noon             |
| • Wednesday, December 25, 2024                         | Closed for Christmas Day  |
| • Monday, December 30, 2024                            | No Kick Start Monday      |
| • Wednesday, January 1, 2025                           | Closed for New Year's Day |
| • Friday, January 3, 11, 17, 24, 30, 10:30 AM-3:30 PM  | UFO Finish It Friday      |
| • Friday, January 3, 11, 17, 24, 30, 3:30 PM - 4:00 PM | White Wine Friday         |
| • Monday, January 6, 13, 20, 27, 10:30 AM to 3:30 PM   | UFO Kick Start Monday     |
| • Saturday, January 25, 11 AM and 2:00 PM              | <b>Saturday Demo</b>      |

Happy Stitching!!

*Claudia Sammis and Friends*



# Stretch Your Creative Self

by Claudia Sammis

Continuing our Stretch possibilities with unique offerings from *Empty Spools Seminars*. Because it's still the holiday season, why not give yourself the gift of an ESS workshop? Did you know that you can stay off campus (home) and save quite a few \$\$ yet enjoy all of the features of Empty Spools? And, best of all, no airplane ticket is required.

With the awareness of the need to Re-use, Re-new, and Re-cycle, this first workshop is especially timely.

## Session I:

### **Julia McLeod, Reclamation**

Sunday to Friday, March 2<sup>nd</sup> - 7<sup>th</sup>, 2025

Build a quilt with reclaimed textiles that demand different preparation and piecing techniques than typical quilters' cottons.

Students will learn to: identify different fibers and fabric structures; dismantle garments and 'harvest' usable fabric; combine varied textiles in one quilt; and accurately piece, appliqué and layer even the most challenging textiles. Traditional, modern, and art quilters will gain new skills and discover the joy of reclaiming unusual textiles.

Level: All

<https://juliamcleodquilts.com>



This next workshop offers a great way out of creative paralysis by including exercises early in the session that use the teacher's photos and supplies.

## Session II:

### **Ellen Linder,**


### **Design Your Own Nature Quilt**

Friday to Wednesday, March 7<sup>th</sup> - 12<sup>th</sup>, 2025

Turn a favorite nature photo into an original quilt! You'll start with Ellen's photos and supplies, giving you a stress-free opportunity to do multiple exercises. You'll gain the skills and confidence needed to tackle your own photos. The goal is to interpret a photo, rather than to reproduce it exactly. This is an exciting way to work which will show YOUR hand in the finished piece. A raw edge collage technique will ensure speedy results so that you may be able to create TWO quilts during the week.

Level: Artistic courage, no art skills necessary.

[adventurequilter.com](http://adventurequilter.com)



[emptyspoolsseminars.com](http://emptyspoolsseminars.com)

# Thinking About Colors: A Bit of Color Theory

by Carmay Knowles


When I learned that the *Pantone* Color of the Year for 2025 was *Mocha Mousse*, I wondered, how do you get a color like that from the primary colors? I've taken a few color theory classes and I'm fascinated by colors, by how they affect us, by how we like some colors more than others, and how we often don't like a color that someone else loves. Some of you may already know a lot about colors, but others may not, so please indulge me.

First of all, it's important to understand that there are two color systems: **light** colors and **pigment** colors. The primary **light** colors are **red**, **green**, and **blue** —**RGB**. Light color, what we see in nature, is an additive system, which means that if you add all three primary light colors together, you get white. Sunlight looks mostly white because it has all the colors and at night, when there is no sunlight, it looks black, the absence of color. It's a bit more complex than that, but that's the basic idea.

The **light** (RGB) color model in Photoshop uses values from 0 to 255. The higher the value number, the lighter and brighter the color will be. According to the eye-dropper in Photoshop, *Mocha Mousse* is made up of the values: 165 **red**, 120 **green**, and 101 **blue**.



The primary **pigment** colors (paint, dye, inks, etc.), are **cyan** (a blue), **magenta** (a reddish-purple color), **yellow**, and black: **CMYK**. If you add the pigment colors CMY together, you get a dark, muddy gray, which is why this color system needs black. Pigments reflect and absorb light to get colors, so **pigment** color is called a subtractive system. In Photoshop the **pigment** (CMYK) model uses values from 0% to 100%. For *Mocha Mousse* the values are: 29% **cyan**, 56% **magenta**, 61% **yellow**, and 8% black.



Keep in mind that the colors you see on the computer screen are **light** colors and the colors you see on printed material are **pigment** colors. The values you see in the swatches on this page are not 100% accurate. When viewed on your computer screen, RGB models have to conform to WEB safe color space values, and if you print this out, the swatch colors have to be approximated from CMYK inks. Color is very complex!


So what does all of this have to do with quilting? Well, I find it helpful and interesting to understand colors; what their basic components are and how they play with each other.

Initially, I thought that Pantone's *Mocha Mousse* color was yummy looking; it reminded me of coffee with cream. But, in looking closer at the image the ad shows with the chocolate pudding, I find it is misleading. The actual swatch color is not the same as any of the other browns in that ad, it has a touch more red in it. I've been looking around trying to find that shade in nature. It's not really chocolate or tree bark or dirt or cowhide or ...? But, it is a neutral color and many other colors can blend well with it; I think of fall leaves.

Pantone's 2025 color isn't a fabric (yet), but how would I use it in a quilt and what colors would I pair it with? If you look at the RGB and CMYK models, *Mocha Mousse* is mostly red and yellow, which isn't a surprise because those two mixed together make orange, and some browns are basically orange with a varying degree of black to darken it to the desired shade of brown. So orange tones would blend well with *Mocha Mousse*, greens and purples would work and, from the opposite side of the color wheel, a complementary blue.

I think *Nocturne*, the beautiful new *Kona* Color of the Year 2025, looks great with *Mocha Mousse* and really brings it alive!

What colors would you choose?





# Pajaro Valley Quilt Association 2025 Show



**February 22 & 23, 2025**

**Santa Cruz County Fairgrounds**

2601 East Lake Avenue, Watsonville, CA 95076

Saturday 10:00 AM to 5:00 PM

& Sunday 10:00 AM to 4:00 PM

## Attractions include:

- **Over 350 Quilts and Wearables on Exhibit**
- **Featured Speaker** – Saturday February 22 at 2:00 PM  
*Thom Akin*, nationally recognized fabric artist from Santa Cruz
- **Live Quilt Auction** – Sunday, February 23 at 12:30 PM
- **Bed Turnings** showcasing vintage quilts and their stories
  - **Walkabout Wearable** – a Mini Fashion Show
- **Ongoing Demonstrations** by Quilters, Weavers, and Rug Makers
- **Merchant Mall** with 30 Vendors from around the state
  - **Quilter's Flea Market**

**Admission: \$15, Children under 12 Free**

**Ample Free Parking and Shuttle**

For more Information Visit: [www.pvqa.org](http://www.pvqa.org)



## Upcoming Quilt Events

- **Thursday, January 16, 2025 to Saturday, February 22, 2025** — *Bearing Witness* by *Phyllis Cullen*, Mills Station Arts & Cultural Center, Rancho Cordova CA. <https://www.rcmacc.org>
- **Thursday, January 16 to Sunday, April 13, 2025** — *sustainABILITY*, San Jose Museum of Quilts and Textiles, 520 S. First Street, San Jose CA. <https://sj-mqt.org>
- **January 22 to 25, 2025** – *Road to California Quilters Conference and Showcase* Ontario Convention Center, 2000 E. Convention Center Way, Ontario, CA. Visit: [roadtocalifornia.com](http://roadtocalifornia.com)
- **January 25, 2025** – *Private Studio Tour of Fabric Artist Alice Beasley*, Oakland, CA. An insider's look at the techniques and tricks *Alice Beasley* employs to attain the stunningly realistic fabric portraits of people and objects. Without the use of paint or other drawing materials Alice creates realistic portraits by assembling and layering fabric. Read more and register at <https://www.eventbrite.com/e/private-studio-tour-of-fabric-artist-alice-beasley-tickets-1050871704557?aff=oddtcreator>. You can learn more about Alice before your visit by viewing her BAFAA video *Alice Beasley: Having Her Say* at: <https://www.textileartscouncil.org/bafa>



# Upcoming Quilt Events ~ continued

- **January 31 to February 2, 2025, Friday thru Sunday** — **Folsom Quilt Show**, Folsom Quilt and Fiber Guild, Folsom Community Center, 52 Natoma St., Folsom CA.  
<https://www.folsomquilt.org/quilt-show-2025.html>
  - **February 3 - 7, 2025, Monday thru Friday** — **Beaches Quilt Retreat**, Pismo Beach CA.  
Organized by Artful Travel at <https://traveljoy.com/bookings/BTzk5fjna2Z93dbMMsgqHW3W>
  - **February 15, 2025, Saturday 10:00 AM to 11:15 AM** — ***You're All I Need: Quilted Portraits of Love, Resistance and Self-Determination*** with ***Bisa Butler***. In person and Zoom lecture at the Koret Auditorium, de Young Museum, San Francisco. Through her dynamic, celebratory quilted portraits of people of African decent, ***Bisa Butler*** investigates the purposes and potential of portraiture within the Black historical narrative. Her work *All Power to the People* is in the permanent collection of the Fine Arts Museums of San Francisco.
- 
- **February 20 - 23, 2025** — ***QuiltCon Phoenix***, Presented by the *Modern Quilt Guild* at the Phoenix Convention Center, 100 N. 3rd Street, Phoenix AZ 85004 Go to: <https://quiltcon.com>
  - **February 22-23, 2025, Saturday and Saturday** — ***It's Hip to be Square***, Pajaro Valley Quilt Association Quilt Show (PVQA), Santa Cruz County Fairgrounds, Watsonville CA. ***Tom Atkins*** is the Featured speaker. <https://www.PVQA.org>
  - **March 2 to 7, 2025** — ***Empty Spools Seminars***, Session 1, at Asilomar. For more info, visit: [EmptySpoolsSeminars.com](https://emptyspoolsseminars.com)
  - **March 7 to 12, 2025** — ***Empty Spools Seminars***, Session 2, at Asilomar. For more info, visit: [EmptySpoolsSeminars.com](https://emptyspoolsseminars.com)
  - **March 16-21, 2025, Sunday to Friday** — ***Empty Spools Seminars***, Session 3, at Asilomar. For more info, visit: [EmptySpoolsSeminars.com](https://emptyspoolsseminars.com)
  - **March 21-26, 2025, Friday to Wednesday** — ***Empty Spools Seminars***, Session 4, at Asilomar. For more info, visit: [EmptySpoolsSeminars.com](https://emptyspoolsseminars.com)
  - **March 28-29, 2025, Saturday and Sunday** — ***Quilt 2025***, San Francisco Quilters Guild, St. Mary's Cathedral, Geary and Gough St., San Francisco CA. <https://www.sfquiltersguild.org>

Editor's Note: Thanks to ***Claudia Sammis*** for providing listings for the **Upcoming Quilt Events** calendar. The calendar is much more interesting when it's well populated. Anyone who knows of a quilt event is welcome to submit information and it will appear in this calendar. Please send listings to the Editor: [carmay@comcast.net](mailto:carmay@comcast.net). Thank you.



# Quilt Show Entry and Judging Info

by Kathrin Brown

With the article by our Quilt Show judge a few months ago, and another article of tips to prepare your quilts in November, we hope you are thinking in earnest about which quilt(s) to enter into our May 2025 show. The *Quilt Show Entry and Judging* forms are attached to this newsletter, and you can find them on our website as fillable PDFs:

<https://www.mpqg.org/quiltshow>

As announced in our September 2024 newsletter, the Judging Committee has adjusted the judging categories to reflect our

standards and simplify the selection of the appropriate category. Feel free to ask though, if you are unsure.

**Remember**, each *Under The Sea* challenge quilt needs an entry form and printed photo for our show. We want to see all of them hanging together again! So send in your form early so you won't forget!

Forms are at the end of this newsletter and online at our website: [www.mpqg.org](http://www.mpqg.org)

*Judging Committee*

## 2024-2025 Board of Directors

Officers	Coordinators
<b>President</b> – Joan Costello	<b>Activities</b> – Laura Lawrence
<b>Vice President</b> – Kathrin Brown	<b>Communications</b> – Christi Sutphen
<b>Secretary</b> – Elaine Seely	<b>Community Outreach</b> – Carole Brower
<b>Treasurer</b> – Carol Anne Inceoglu	<b>Membership</b> – Loreen Kinney
Website Link to the MPQG Organizational Chart: <a href="https://www.mpqg.org/_files/ugd/3c7d86_a457501c162b47e494921ca97fa65c14.pdf">https://www.mpqg.org/_files/ugd/3c7d86_a457501c162b47e494921ca97fa65c14.pdf</a>	<b>Programs</b> – Christine Beach & Susan Stoney

Your Board is here to serve you, we cherish your input. If you have any suggestions, comments or interest in volunteering, please contact the appropriate board member. Board meetings are open to all members, please contact **Christi Sutphen** ([christi@sutphenstudio.com](mailto:christi@sutphenstudio.com)) if you want the Zoom link.

## *Pines & Needles Newsletter*

*Pines & Needles* is available online at [www.mpqg.org](http://www.mpqg.org). Articles are due on the 16<sup>th</sup> of the prior month. Please email items to the editor, **Carmay Knowles**, [carmay@comcast.net](mailto:carmay@comcast.net). The subject line should read as follows: MPQG *Month: Title/Info*; for example: MPQG December: Winter Social. The *Pines & Needles* newsletter editor reserves the right to edit all submissions for content, length, or otherwise for publication.

**Member Advertising Rates** per Issue: Business Card \$5.00; 1/4 page ad \$10.00; 1/2 page ad \$18.50; and

full page ad \$30.00. Annual rates are available. Advertisers should be quilting-related businesses.

### Privacy Policy

**Any** contact information provided in this newsletter, whether phone number, email, address or otherwise, is for the convenience and use of MPQG members, our advertisers and sponsors, and sharing newsletter guilds only. **The information may not be used or sold for advertising, spam, commercial or any other purposes** without the written approval of the MPQG Board. Thank you for your cooperation.

# MPQG Friendship Groups

by Marjorie Longo

**F**riendship Groups are small groups of quilters who meet regularly to enjoy quilting, chatting, and sharing in a small group setting. The Friendship Groups listed below are **open** to all MPQG Guild members.

Are you interested in being part of a small group? Check the roster below for an opportunity that might fit into your schedule.

ZOOM groups have worked out well. No need to make reservations, no obligation, just a nice quilty visit and always open to new quilters. See below for Friendship Groups on ZOOM.

For information about joining a specific group, please contact the member listed below. For general information regarding Friendship Groups or for help starting a Group, please contact:

*Marjorie Longo*, Friendship Group Coordinator  
831-624-8649 or [frumml@gmail.com](mailto:frumml@gmail.com)



## **Carmel Valley – Cut-Ups**

Meets the 1<sup>st</sup> **Thursday**

12-4 PM, St. Dunstan's Church

*Liz Rondelle*, 831-620-2512, [bukavugirl@aol.com](mailto:bukavugirl@aol.com)

All levels meet to sew, share, mini demos, group challenges, and charity quilts. Large work tables available. Bring your lunch at noon or drop in anytime.

## **Carmel - Out of the Box Quilters**

Meets the 2<sup>nd</sup> and 4<sup>th</sup> **Thursdays**

1:00 PM - 4:00 PM, Pacific Time

*Marjorie Longo's house*, (831) 624-8649

[frumml@gmail.com](mailto:frumml@gmail.com)

All levels meet to sew, discuss, and create

## **Everywhere – Beyond Borders**

Meets the 2<sup>nd</sup> **Tuesday**

1:00 PM, Pacific Time on Zoom

*Dru Hammond*, 831-241-1411

[druhammond@aol.com](mailto:druhammond@aol.com)

All levels from near and far meet to sew, share, and visit with old and new friends on **ZOOM**.

## **Marina – Otter Be Quilting**

Meets 2<sup>nd</sup> and 4<sup>th</sup> **Thursdays**

1:00 - 4:00 PM

*Layne Rahbar's house*, 925-478-9221

[layne.rahbar@gmail.com](mailto:layne.rahbar@gmail.com)

All levels welcome for discussion and hand work.

## **Seaside - Hanging Out at Joan's**

Meets the 3<sup>rd</sup> **Tuesday**

3:30 PM at

*Joan Costello's house*, 831-247-1907

[beachbreak1250@gmail.com](mailto:beachbreak1250@gmail.com)

Gather to chat, share our work, collaborate, and eat plant-based dinners.



Preview # \_\_\_\_\_ Category # if to be judged \_\_\_\_\_

Staple your photo HERE  
(It will cover some of the print below)

WRITE on the back of the photo:  
submitter's name, quilt name, quilt size

# 2025 Entry Form

## MONTEREY PENINSULA QUILTERS GUILD QUILT SHOW

**May 2, 3 and 4, 2025**

### Entry Requirements:

- This entry must not have been displayed at a previous MPQG quilt show.
- Please enter as soon as possible. **The deadline to return entry forms and pay judging fee is March 3, 2025**
- **Each entry form must be accompanied by a 4X6 photo of the quilt printed on photo paper.**
- Mail the form/s to: **Colleen Johnson, 1580 La Honda Ct, Seaside CA 93955 before the deadline or hand to Colleen at a quilt guild meeting on or before March 3, 2025**
- If you have questions about the forms, call Colleen at 831-999-0444.
- No more than five (5) quilts per member may be entered — plus UP TO THREE (3) 2024 MPQG challenge quilts. **A SEPARATE FORM FOR EACH ENTRY IS NEEDED.**
- The Quilt Show Committee will send a letter of acceptance and instructions once all of the entries have been processed.

Member Name: \_\_\_\_\_ \*Junior under 18 \_\_\_\_\_

Mailing Address: \_\_\_\_\_ City: \_\_\_\_\_ Zip: \_\_\_\_\_

Phone: (H) \_\_\_\_\_ (C) \_\_\_\_\_ Email: \_\_\_\_\_

### Title of Entry:

Maker: \_\_\_\_\_ Owner: \_\_\_\_\_

Quilted by: \_\_\_\_\_

Design Source (be specific): \_\_\_\_\_ Year Completed \_\_\_\_\_

Story (any comment of interest to visitors in 75 words or less).

\_\_\_\_\_  
\_\_\_\_\_  
\_\_\_\_\_  
\_\_\_\_\_

Is this entry to be judged?  YES  NO If YES, complete Judging Form.

Is this entry a **2024** MPQG Challenge Quilt?  YES  NO

Is this entry a **Group Challenge** Quilt?  YES NAME: \_\_\_\_\_  NO

Is this entry for sale? (if so, attach written permission)  YES  NO If YES, enter sale price \$ \_\_\_\_\_

Quilt Size (in inches): Width \_\_\_\_\_ Height \_\_\_\_\_

*Note: Although every protection is taken to safeguard your entry, MPQG does not provide property insurance. Please make sure your entry is covered under your homeowners insurance.*

Signature \_\_\_\_\_

\*Junior under 18 does not need to be a member of the guild.

## Quilt Show Judging Application 2025

Name: \_\_\_\_\_ Signature \_\_\_\_\_

Phone: (H) \_\_\_\_\_ (C) \_\_\_\_\_ Email: \_\_\_\_\_

Title of Entry: \_\_\_\_\_

**Information:** Kathrin Brown (408-838-1004) or email: [kathrin.brown@gmail.com](mailto:kathrin.brown@gmail.com)

### Entry Rules:

- Each member may enter a total of three (3) items to be judged including challenge quilts.
- All entries must have been completed within the past three years.
- Maker of entry must be a member of the MPQG as of **March 3, 2025**
- Quilt entries must have 3 layers and be hand quilted or machine quilted or tied.
- Entry must not have been displayed in a MPQG Quilt Show in the past.
- Judging fee of \$10.00 per quilt must accompany entry, submitted no later than **March 3, 2025**

**Please List Specific Design Source:** Non-original source \_\_\_\_\_

Original \_\_\_\_\_ Book/Pattern \_\_\_\_\_

Class/Workshop \_\_\_\_\_ Other \_\_\_\_\_

**Please Check One Category Only (see definitions on page two) :**

1. **Hand Quilted:** The quilt must be entirely hand quilted. *Any size*
2. **Pieced - Small = less than 200"** perimeter. Piecing is the primary method of construction (either hand or machine)
3. **Pieced - Large = 200" or more** perimeter. Piecing is the primary method of construction (either hand or machine)
4. **Appliqué:** Quilts in this category should be composed at least 50% appliqué (either hand or machine). Piecing may be present but appliqué is the showcase.
5. **Modern:** Modern quilt designs usually include features such as bold use of color, minimalism or maximalism, asymmetry, expansive negative space, high contrast, play on scale, alternate grid work and improvisation.
6. **Special Techniques.**
7. **Wall Art, Original:** A quilt meant to be hung as a work of art that is original and of the maker's own design. Any photos or artwork used should be the maker's own work or must be clearly transformed from the reference material.
8. **Wall Art, Other Source:** A quilt meant to be hung as a work of art, with the source material **not** original to the maker.
9. **Group Quilt:** A quilt with a top which has been completed by two or more people.

**Ribbons:** First, second, and third place and honorable mention MAY be awarded at the discretion of the judge; Best of Show – 1; Best Machine Quilting - 1; Best Use of Color - 1; Judge's Choice - 1 ribbon per judge; Youth Awards - as appropriate

**Note:** Depending on the number of quilts submitted, the committee reserves the right to split categories by size.



## Definitions of Quilt Show Judging Categories - 2025

1. **Hand Quilted:** The quilt must be entirely hand quilted.
2. **Pieced - Small:** Piecing is the primary method of construction (either hand or machine). Some appliqué may be present but does not predominate. **Small = less than 200"** perimeter
3. **Pieced - Large:** Piecing is the primary method of construction (either hand or machine). Some appliqué may be present but does not predominate. **Large = 200" or more** perimeter
4. **Appliqué:** Quilts in this category should be composed at least 50% appliqué (either hand or machine). Piecing may be present but appliqué is the showcase.
5. **Modern:** Modern quilt designs usually include features such as bold use of color, minimalism or maximalism, asymmetry, expansive negative space, high contrast, play on scale, alternate grid work and improvisation.
6. **Special Techniques:** Includes construction methods such as fusing and digital printing; surface design techniques and embellishments such as thread painting, beading, crystals, embroidery, and painting; machine quilted whole cloth quilts or a mixture of hand and machine quilting; includes tied quilts, as well as any quilt that does not obviously fit into any other category.
7. **Wall Art, Original:** A quilt meant to be hung as a work of art that is original and of the maker's own design. Any photos or artwork used should be the maker's own work or must be clearly transformed from the reference material.
8. **Wall Art, Other Source:** A quilt meant to be hung as a work of art, with the source material **not** original to the maker. Maker must have written permission from the copyright holder of the source material, where applicable. Includes quilts made from commercial patterns or completed in workshops with the collaboration or design of an instructor, or copies or clearly derivative work based on source material not made by the artist (including but not limited to artwork, photos, and AI generated images) are Wall Art, Other Source.
9. **Group Quilt:** A quilt with a top which has been completed by two or more people.

**"Best Machine Quilting"** will be awarded to a judged quilt for the best machine quilting, whether done by the maker or another person.

**"Best Use of Color"** from among the judged quilts

**"Best of Show"** from among the judged quilts

**"Judge's Choice"** from all quilts submitted for viewing at the show

### PLEASE NOTE:

1. A quilt might seem to fit in several categories; please choose the category you believe best fits your quilt.
2. The Judging Committee will also be assessing the photo for appropriate category and contact you concerning the chosen category if a question arises.

[https://www.mpqg.org/files/ugd/3c7d86\\_874dfa8ce8ac49299e1473fe173662ce.pdf](https://www.mpqg.org/files/ugd/3c7d86_874dfa8ce8ac49299e1473fe173662ce.pdf)